

AKS Kablo Kanal ve Merdiven Aksesuarları Cable Tray And Ladder Accessories

A P E X M E T A L C A B L E T R A Y S Y S T E M S

AKS Serisi / Serie

ve Aksesuarlar
and Accessories

AKS Kablo Kanal ve Merdiven Aksesuarları

Cable Tray And Ladder Accessories

Sayfa No Page No	İNDEKS / INDEX
AKS 01	Dikey T Bağlantıları (Duvardan) / <i>Vertical Tee Branches (Wall Descend)</i>
AKS 02	Dikey T Bağlantıları (Ortadan) / <i>Vertical Tee Branches (Center Descend)</i>
AKS 03	Seperatör - Seviye Değişirme - Yön Değişirme Elemanı / <i>Seperator - Level Change Unit - ANGLE Change Connector</i>
AKS 04	Kanal Priz Taşıyıcılar - Sonlandırma Elemanı h40mm - h50mm / <i>Socket Fixing Unit On The Part - End Cap h40mm - h50mm</i>
AKS 05	Sonlandırma Elemanı h60mm - h100mm - h125mm - h150mm / <i>Unit On The Part - End Cap h60mm - h100mm - h125mm - h150mm</i>
AKS 06	Seviye Değişirme Elemanı / <i>Level Change Unit</i>
AKS 07	Seviye Değişirme Çıkış Elemanı / <i>Level Change And Outlet Unit</i>
AKS 08	Kanal Sabit İç Bükey Elemanı h40mm - h50mm - h60mm / <i>Tray Vertical Inside Bends (Fixed) h40mm - h50mm - h60mm</i>
AKS 09	Kanal Sabit İç Bükey Elemanı h100mm - h125mm - h150mm / <i>Tray Vertical Inside Bends (Fixed) h100mm - h125mm - h150mm</i>
AKS 10	Kanal Sabit Dış Bükey Elemanı h40mm - h50mm - h60mm / <i>Tray Vertical Outside Bends (Fixed) h40mm - h50mm - h60mm</i>
AKS 11	Kanal Sabit Dış Bükey Elemanı h100mm - h125mm - h150mm / <i>Tray Vertical Outside Bends (Fixed) h100mm - h125mm - h150mm</i>
AKS 12	Merdiven Sabit İç Bükey Elemanı h40mm - h50mm - h60mm / <i>Ladder Vertical Inside Bends (Fixed) h40mm - h50mm - h60mm</i>
AKS 13	Merdiven Sabit İç Bükey Elemanı h100mm - h125mm - h150mm / <i>Ladder Vertical Inside Bends (Fixed) h100mm - h125mm - h150mm</i>
AKS 14	Merdiven Sabit Dış Bükey Elemanı h40mm - h50mm - h60mm / <i>Ladder Vertical Outside Bends (Fixed) h40mm - h50mm - h60mm</i>
AKS 15	Merdiven Sabit Dış Bükey Elemanı h100mm - h125mm - h150mm / <i>Ladder Vertical Outside Bends (Fixed) h100mm - h125mm - h150mm</i>
AKS 14	Merdiven Sabit Dış Bükey Elemanı h40mm - h50mm - h60mm / <i>Ladder Vertical Outside Bends (Fixed) h40mm - h50mm - h60mm</i>
AKS 15	Merdiven Sabit Dış Bükey Elemanı h100mm - h125mm - h150mm / <i>Ladder Vertical Outside Bends (Fixed) h100mm - h125mm - h150mm</i>
AKS 16	Sabit İç ve Dış Bükey Kapak / <i>Vertical Inside and Outside Bends Cover (Fixed)</i>
AKS 17	Sabit Dış Bükey Kapak / <i>Vertical Outside Bends Cover(Fixed)</i>
AKS 18	Seviye Değişirme (İç - Dış Bükey) h40mm - h50mm - h60mm <i>Level Change Unit (Vertical Inside and Outside Bend) h40mm - h50mm - h60mm</i>
AKS 19	Seviye Değişirme (İç - Dış Bükey) h100mm - h125mm - h150mm <i>Level Change Unit (Vertical Inside and Outside Bend) h100mm - h125mm - h150mm</i>

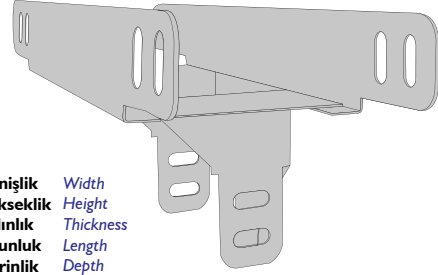
AKS SERİSİ / SERIE

AKS

AKS Serisi / Serie

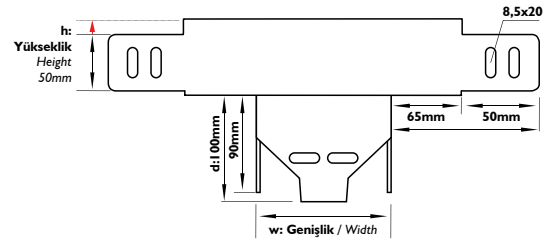
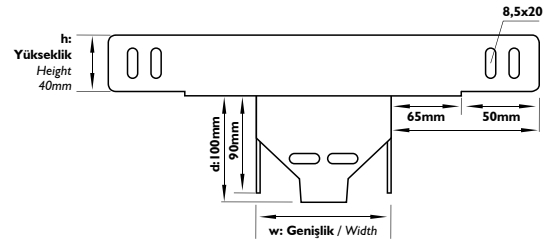
h:40	Sipariş Kodu (Order Code)	w (mm)	h (mm)	L (mm)	d (mm)	t (mm)	Kg/Adet (Kg/Pcs.)
	AP-DTD10	100	40	330	100	1,50	1,051
	AP-DTD12	120	40	350	100	1,50	1,191
	AP-DTD15	150	40	380	100	1,50	1,399
	AP-DTD20	200	40	430	100	1,50	1,747
	AP-DTD25	250	40	480	100	1,50	2,095
	AP-DTD30	300	40	530	100	1,50	2,443
	AP-DTD40	400	40	630	100	1,50	3,139
	AP-DTD50	500	40	730	100	1,50	3,835
	AP-DTD60	600	40	830	100	1,50	4,531

DIKEY T BAĞLANTILAR DUVARDAN İNiŞ
VERTICAL TEE-BRANCHES WALL DESCENDING

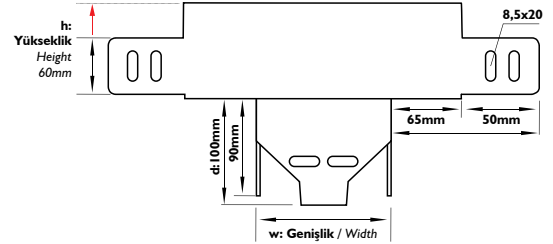


w: Genişlik / Width
h: Yükseklik / Height
t: Kalınlık / Thickness
L: Uzunluk / Length
d: Derinlik / Depth

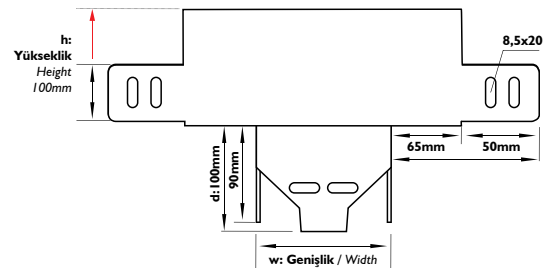
h:50	Sipariş Kodu (Order Code)	w (mm)	h (mm)	L (mm)	d (mm)	t (mm)	Kg/Adet (Kg/Pcs.)
	AP-DTDH10	100	50	330	100	1,50	1,104
	AP-DTDH12	120	50	350	100	1,50	1,251
	AP-DTDH15	150	50	380	100	1,50	1,469
	AP-DTDH20	200	50	430	100	1,50	1,835
	AP-DTDH25	250	50	480	100	1,50	2,200
	AP-DTDH30	300	50	530	100	1,50	2,566
	AP-DTDH40	400	50	630	100	1,50	3,296
	AP-DTDH50	500	50	730	100	1,50	4,026
	AP-DTDH60	600	50	830	100	1,50	4,757



h:60	Sipariş Kodu (Order Code)	w (mm)	h (mm)	L (mm)	d (mm)	t (mm)	Kg/Adet (Kg/Pcs.)
	AP-DTDEH10	100	60	330	100	1,50	1,157
	AP-DTDEH12	120	60	350	100	1,50	1,311
	AP-DTDEH15	150	60	380	100	1,50	1,539
	AP-DTDEH20	200	60	430	100	1,50	1,922
	AP-DTDEH25	250	60	480	100	1,50	2,305
	AP-DTDEH30	300	60	530	100	1,50	2,688
	AP-DTDEH40	400	60	630	100	1,50	3,453
	AP-DTDEH50	500	60	730	100	1,50	4,219
	AP-DTDEH60	600	60	830	100	1,50	4,986



h:100	Sipariş Kodu (Order Code)	w (mm)	h (mm)	L (mm)	d (mm)	t (mm)	Kg/Adet (Kg/Pcs.)
	AP-DTDEA10	100	100	330	100	1,50	1,262
	AP-DTDEA12	120	100	350	100	1,50	1,430
	AP-DTDEA15	150	100	380	100	1,50	1,679
	AP-DTDEA20	200	100	430	100	1,50	2,097
	AP-DTDEA25	250	100	480	100	1,50	2,514
	AP-DTDEA30	300	100	530	100	1,50	2,932
	AP-DTDEA40	400	100	630	100	1,50	3,767
	AP-DTDEA50	500	100	730	100	1,50	4,602
	AP-DTDEA60	600	100	830	100	1,50	5,438



AÇIKLAMALAR / INSTRUCTIONS :

NOT: DIKEY İNiŞ MODÜLLERİNDEKİ ÖZEL UYGULAMALAR İÇİN ÖRNEK SİPARİŞ
"DTO" h:40mm a:500mm b:200mm DIKEY İNiŞ

NOTE: The example order for special INSTALLATIONS in bend modules.
"DTO" h:40mm a:500mm b:200mm Vertical TEE Branches.

AÇIKLAMALAR / INSTRUCTIONS :

NOT: Ölçü toleransı ± 3 mm.'dir.

! Belirtilen ağırlıklar kesim ağırlıktır.

! Metrik 8 civata ve somun kullanımına uygundur.

NOTE: The dimension tolerance in ± 3 mm

! The indicated weights are the weights before fabrication.

! Convenient for M8 bolt and nut usage.

h:40	Sipariş Kodu (Order Code)	w (mm)	h (mm)	L (mm)	d (mm)	t (mm)	Kg/Adet (Kg/Pcs.)
	AP-DTO10	100	40	330	100	1,50	1,204
	AP-DTO12	120	40	350	100	1,50	1,455
	AP-DTO15	150	40	380	100	1,50	1,622
	AP-DTO20	200	40	430	100	1,50	2,040
	AP-DTO25	250	40	480	100	1,50	2,452
	AP-DTO30	300	40	530	100	1,50	2,876
	AP-DTO40	400	40	630	100	1,50	3,711
	AP-DTO50	500	40	730	100	1,50	4,546
	AP-DTO60	600	40	830	100	1,50	5,831

h:50	Sipariş Kodu (Order Code)	w (mm)	h (mm)	L (mm)	d (mm)	t (mm)	Kg/Adet (Kg/Pcs.)
	AP-DTOH10	100	50	330	100	1,50	1,265
	AP-DTOH12	120	50	350	100	1,50	1,527
	AP-DTOH15	150	50	380	100	1,50	1,703
	AP-DTOH20	200	50	430	100	1,50	2,142
	AP-DTOH25	250	50	480	100	1,50	2,580
	AP-DTOH30	300	50	530	100	1,50	3,020
	AP-DTOH40	400	50	630	100	1,50	3,896
	AP-DTOH50	500	50	730	100	1,50	4,747
	AP-DTOH60	600	50	830	100	1,50	6,123

h:60	Sipariş Kodu (Order Code)	w (mm)	h (mm)	L (mm)	d (mm)	t (mm)	Kg/Adet (Kg/Pcs.)
	AP-DTOEH10	100	60	330	100	1,50	1,324
	AP-DTOEH12	120	60	350	100	1,50	1,601
	AP-DTOEH15	150	60	380	100	1,50	1,785
	AP-DTOEH20	200	60	430	100	1,50	2,245
	AP-DTOEH25	250	60	480	100	1,50	2,703
	AP-DTOEH30	300	60	530	100	1,50	3,164
	AP-DTOEH40	400	60	630	100	1,50	4,083
	AP-DTOEH50	500	60	730	100	1,50	5,001
	AP-DTOEH60	600	60	830	100	1,50	6,415

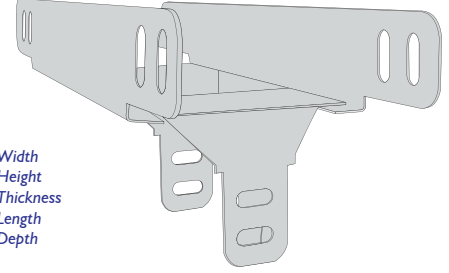
h:100	Sipariş Kodu (Order Code)	w (mm)	h (mm)	L (mm)	d (mm)	t (mm)	Kg/Adet (Kg/Pcs.)
	AP-DTOEA10	100	100	330	100	1,50	1,445
	AP-DTOEA12	120	100	350	100	1,50	1,745
	AP-DTOEA15	150	100	380	100	1,50	1,946
	AP-DTOEA20	200	100	430	100	1,50	2,448
	AP-DTOEA25	250	100	480	100	1,50	2,948
	AP-DTOEA30	300	100	530	100	1,50	3,452
	AP-DTOEA40	400	100	630	100	1,50	4,454
	AP-DTOEA50	500	100	730	100	1,50	5,456
	AP-DTOEA60	600	400	830	100	1,50	6,998

► AÇIKLAMALAR / INSTRUCTIONS :

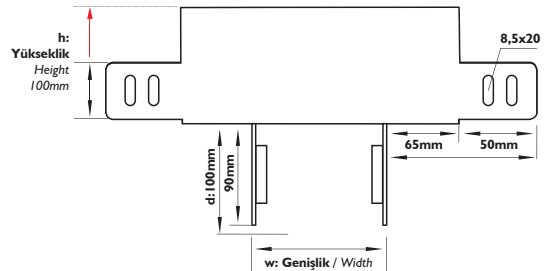
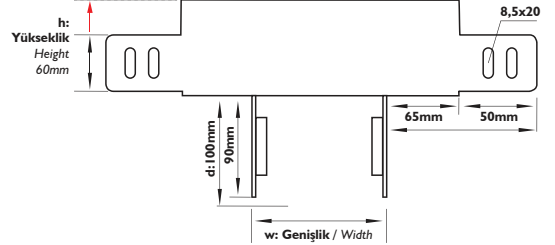
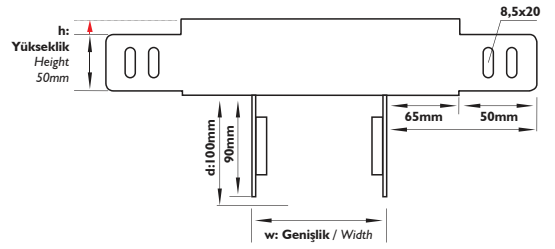
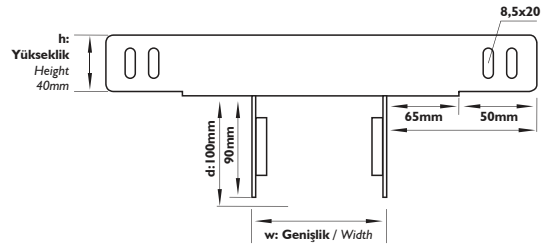
NOT: DIKEY İNİŞ MODÜLLERİNDEKİ ÖZEL UYGULAMALAR İÇİN ÖRNEK SİPARİŞ
 "DTO" h:40mm a:500mm b:200mm DIKEY İNİŞ

NOTE: The example order for special INSTALLATIONS in bend modules.
 "DTO" h:40mm a:500mm b:200mm Vertical TEE Branches.

DIKEY T BAĞLANTILAR ORTADAN İNİŞ
 VERTICAL TEE BRANCHES CENTER DESCENDING



w Genişlik Width
 h Yükseklik Height
 t Kalınlık Thickness
 L Uzunluk Length
 d Derinlik Depth



► AÇIKLAMALAR / INSTRUCTIONS :

NOT: Ölçü toleransı ± 3 mm.'dir.

! Belirtilen ağırlıklar kesim ağırlıklarıdır.

! Metrik 8 civata ve somun kullanımına uygundur.

NOTE: The dimension tolerance in ± 3 mm

! The indicated weights are the weights before fabrication.

! Convenient for M8 bolt and nut usage.

KANAL - CABLE TRAY

Sipariş Kodu (Order Code)	w (mm)	h (mm)	t (mm)	Kg/Mt (Kg/Mt.)
AP-SPK3.12	20	35	1,20	0,518
AP-SPK4.12	20	45	1,20	0,612
AP-SPK5.12	20	55	1,20	0,707
AP-SPK6.15	20	95	1,50	1,354
AP-SPK7.15	20	145	1,50	1,943

MERDİVEN-LADDER

Sipariş Kodu (Order Code)	w (mm)	h (mm)	t (mm)	Kg/Mt (Kg/Mt.)
AP-SPM3.12	20	25	1,20	0,424
AP-SPM4.12	20	35	1,20	0,518
AP-SPM5.12	20	45	1,20	0,612
AP-SPM6.15	20	85	1,50	1,236

AÇIKLAMALAR / INSTRUCTIONS :

NOT: Standart uzunluk 2500mm. İsteğe bağlı olarak uzunluklar değişebilir.

! Seperetörlerde ölçü toleransı ± 3 mm.'dir.

! Belirtilen ağırlıklar kesim ağırlığıdır.

! Seperetörler, Metrik 8 çvata ve somun kullanımına uygundur.

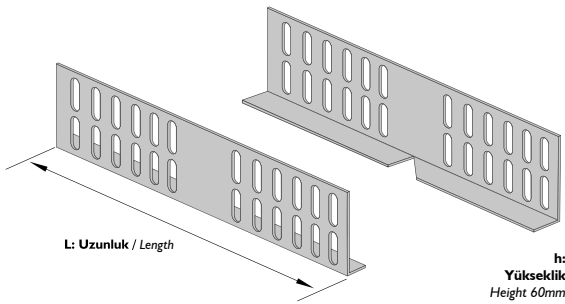
NOTE: Standart Length is 2500mm. On request the Lengths can change.

! The dimension tolerance in Seperators is ± 3 mm

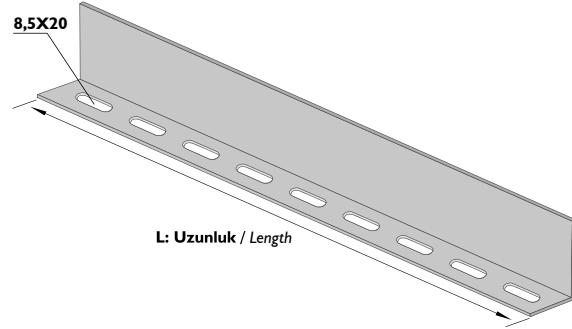
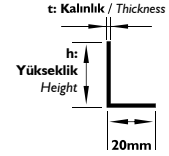
! The indicated weights are the weights before fabrication.

! All the Seperators are convenient for M8 bolt and nut usage.

Sipariş Kodu (Order Code)	w (mm)	h (mm)	t (mm)	L (mm)	Kg/Takım (Kg/Set.)
AP-YD4	20	42	1,50	310	0,416
AP-YD5	20	52	1,50	310	0,489
AP-YD6	20	62	1,50	310	0,562
AP-YD10	20	102	1,50	310	0,854
AP-YD12	20	127	1,50	310	1,051
AP-YD15	20	152	1,50	310	1,292

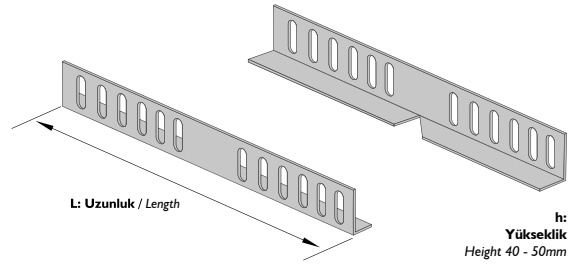


KABLO KANAL VE MERDİVEN SEPERATÖRLERİ
CABLE TRAY AND LADDER SEPERATORS



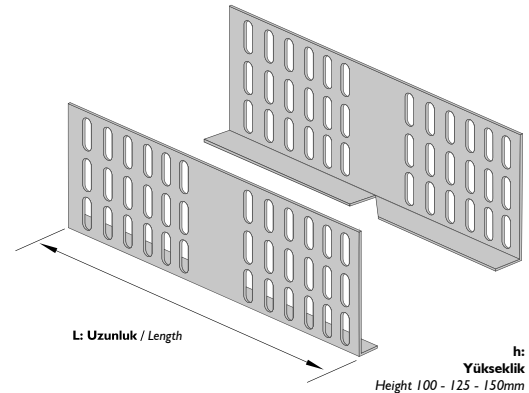
L: Uzunluk / Length

YÖN DEĞİŞTİRME ELEMANLARI
HORIZONTAL ANGLE CHANGE UNIT



L: Uzunluk / Length

h:
Yükseklik
Height 40 - 50mm



L: Uzunluk / Length

h:
Yükseklik
Height 100 - 125 - 150mm

AÇIKLAMALAR / INSTRUCTIONS :

NOT: Ölçü toleransı ± 3 mm.'dir.

! Belirtilen ağırlıklar kesim ağırlığıdır.

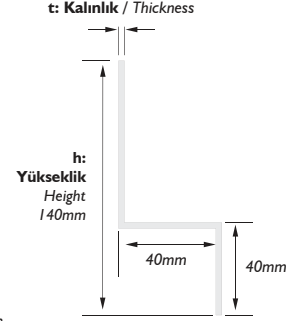
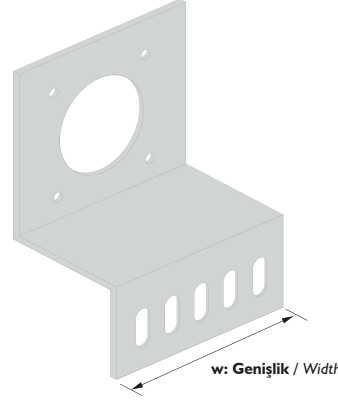
! Metrik 8 çvata ve somun kullanımına uygundur.

NOTE: The dimension tolerance in ± 3 mm

! The indicated weights are the weights before fabrication.

! Convenient for M8 bolt and nut usage.

Sipariş Kodu (Order Code)	w (mm)	h (mm)	t (mm)	Kg/Adet (Kg/Pcs.)
AP-PMS	100	150	2,00	0,298

KANAL PRİZ TAŞIYICILAR
SOCKET FIXING UNIT ON THE TRAYS

AÇIKLAMALAR / INSTRUCTIONS :

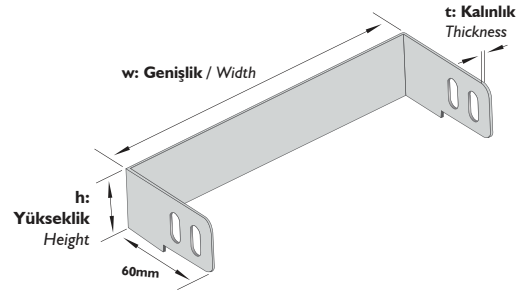
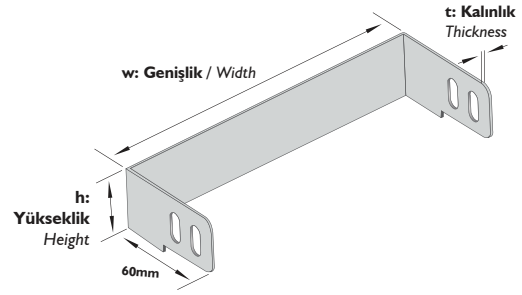
Not: Ölçü toleransı ± 3 mm.'dir.

! Belirtilen ağırlıklar kesim ağırlıklarıdır.

Note: The dimension tolerance is ± 3 mm

! The indicated weights are the weights before the fabrication

Sipariş Kodu (Order Code)	w (mm)	h (mm)	t (mm)	Kg/Adet (Kg/Pcs.)
AP-KS05	55	40	1,50	0,082
AP-KS07	75	40	1,50	0,092
AP-KS10	105	40	1,50	0,106
AP-KS12	125	40	1,50	0,115
AP-KS15	155	40	1,50	0,130
AP-KS20	205	40	1,50	0,153
AP-KS25	255	40	1,50	0,177
AP-KS30	305	40	1,50	0,200
AP-KS40	405	40	1,50	0,247
AP-KS50	505	40	1,50	0,294
AP-KS60	605	40	1,50	0,341

SONLANDIRMA
END CAP

AÇIKLAMALAR / INSTRUCTIONS :

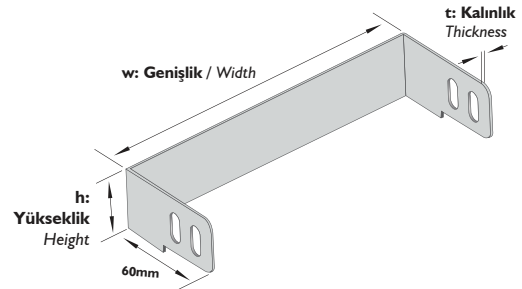
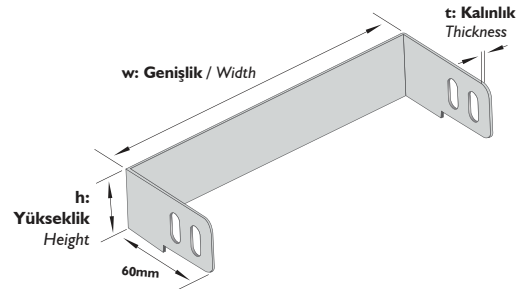
Not: Ölçü toleransı ± 3 mm.'dir.

! Belirtilen ağırlıklar kesim ağırlıklarıdır.

Note: The dimension tolerance is ± 3 mm

! The indicated weights are the weights before the fabrication

Sipariş Kodu (Order Code)	w (mm)	h (mm)	t (mm)	Kg/Adet (Kg/Pcs.)
AP-KSH05	55	50	1,50	0,103
AP-KSH07	75	50	1,50	0,115
AP-KSH10	105	50	1,50	0,132
AP-KSH12	125	50	1,50	0,144
AP-KSH15	155	50	1,50	0,162
AP-KSH20	205	50	1,50	0,191
AP-KSH25	255	50	1,50	0,221
AP-KSH30	305	50	1,50	0,250
AP-KSH40	405	50	1,50	0,309
AP-KSH50	505	50	1,50	0,368
AP-KSH60	605	50	1,50	0,427

SONLANDIRMA
END CAP

AÇIKLAMALAR / INSTRUCTIONS :

NOT: Ölçü toleransı ± 3 mm.'dir.

! Belirtilen ağırlıklar kesim ağırlıklarıdır.

! Metrik 8 civata ve somun kullanımına uygundur.

NOTE: The dimension tolerance in ± 3 mm

! The indicated weights are the weights before fabrication.

! Convenient for M8 bolt and nut usage.

Sipariş Kodu (Order Code)	w (mm)	h (mm)	t (mm)	Kg/Adet (Kg/Pcs.)
AP-KSEH05	55	60	1,50	0,124
AP-KSEH07	75	60	1,50	0,138
AP-KSEH10	105	60	1,50	0,159
AP-KSEH12	125	60	1,50	0,173
AP-KSEH15	155	60	1,50	0,194
AP-KSEH20	205	60	1,50	0,230
AP-KSEH25	255	60	1,50	0,265
AP-KSEH30	305	60	1,50	0,300
AP-KSEH40	405	60	1,50	0,371
AP-KSEH50	505	60	1,50	0,442
AP-KSEH60	605	60	1,50	0,512

Sipariş Kodu (Order Code)	w (mm)	h (mm)	t (mm)	Kg/Adet (Kg/Pcs.)
AP-KSEA10	105	100	1,50	0,265
AP-KSEA12	125	100	1,50	0,288
AP-KSEA15	155	100	1,50	0,324
AP-KSEA20	205	100	1,50	0,383
AP-KSEA25	255	100	1,50	0,442
AP-KSEA30	305	100	1,50	0,500
AP-KSEA40	405	100	1,50	0,618
AP-KSEA50	505	100	1,50	0,736
AP-KSEA60	605	100	1,50	0,854

Sipariş Kodu (Order Code)	w (mm)	h (mm)	t (mm)	Kg/Adet (Kg/Pcs.)
AP-KSAE15	155	125	1,50	0,405
AP-KSAE20	205	125	1,50	0,479
AP-KSAE25	255	125	1,50	0,552
AP-KSAE30	305	125	1,50	0,626
AP-KSAE40	405	125	1,50	0,773
AP-KSAE50	505	125	1,50	0,920
AP-KSAE60	605	125	1,50	1,068

Sipariş Kodu (Order Code)	w (mm)	h (mm)	t (mm)	Kg/Adet (Kg/Pcs.)
AP-KSEAH15	205	150	1,50	0,486
AP-KSEAH20	205	150	1,50	0,574
AP-KSEAH25	255	150	1,50	0,662
AP-KSEAH30	305	150	1,50	0,751
AP-KSEAH40	405	150	1,50	0,927
AP-KSEAH50	505	150	1,50	1,104
AP-KSEAH60	605	150	1,50	1,281

➤ AÇIKLAMALAR / INSTRUCTIONS :

NOT: Ölçü toleransı ± 3 mm.'dir.

! Belirtilen ağırlıklar kesim ağırlığıdır.

! Metrik 8 civata ve somun kullanımına uygundur.

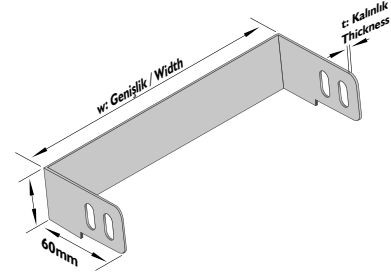
NOTE: The dimension tolerance in ± 3 mm

! The indicated weights are the weights before fabrication.

! Convenient for M8 bolt and nut usage.

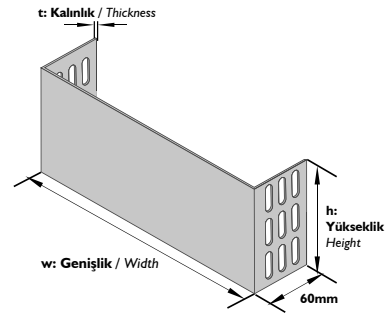
h:60

SONLANDIRMA
END CAP



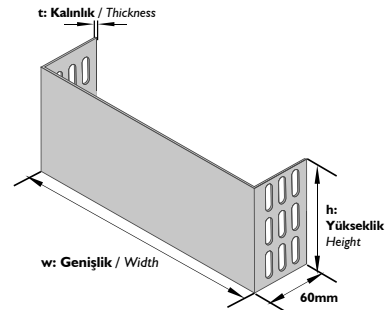
h:100

SONLANDIRMA
END CAP



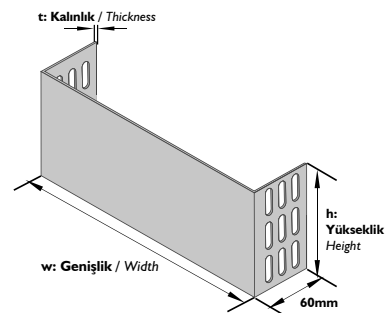
h:125

SONLANDIRMA
END CAP



h:150

SONLANDIRMA
END CAP



Sipariş Kodu (Order Code)	w (mm)	h (mm)	t (mm)	Kg/Takım (Kg/Set.)
AP-SDK40.12	20	40	1,20	0,187
AP-SDK50.12	20	50	1,20	0,220
AP-SDK60.12	20	60	1,20	0,252
AP-SDK100.12	20	100	1,20	0,383
AP-SDK125.15	20	125	1,50	0,582
AP-SDK150.15	20	150	1,50	0,684

SEVİYE DEĞİŞTİRME ELEMANI
LEVEL CHANGE UNIT

AÇIKLAMALAR / INSTRUCTIONS :

NOT: Ölçü toleransı ± 3 mm.'dir.

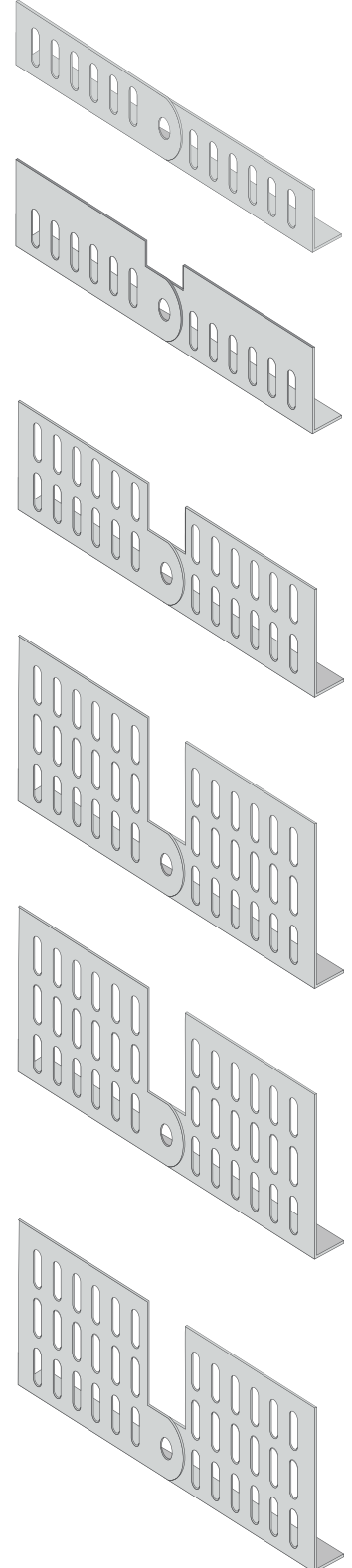
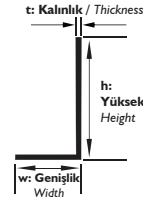
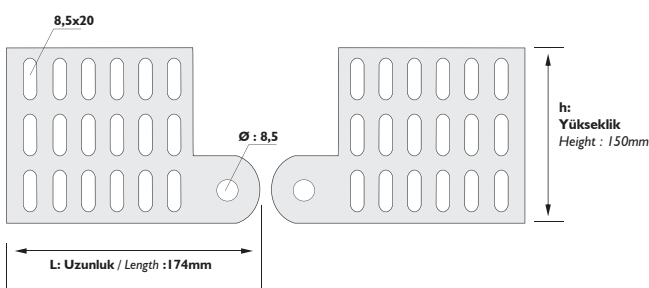
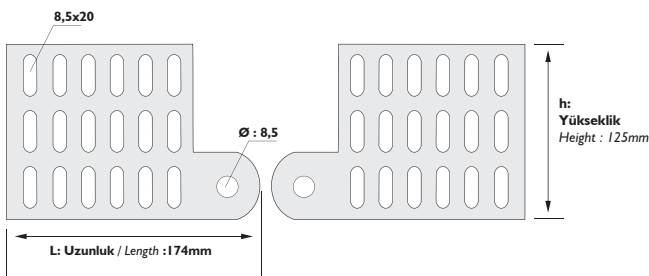
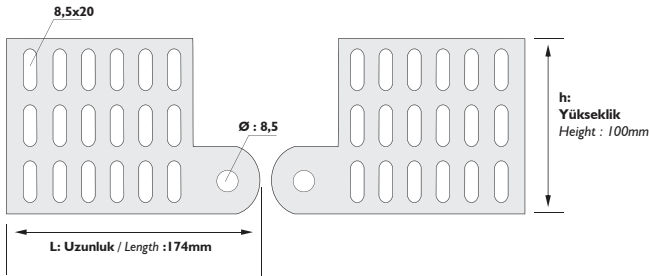
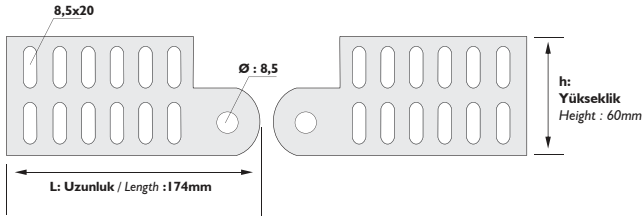
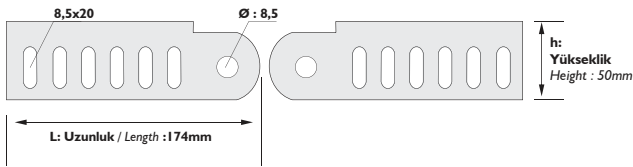
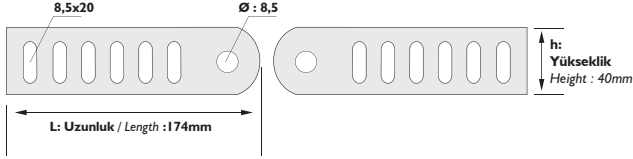
! Belirtilen ağırlıklar kesim ağırlıklarıdır.

! Metrik 8 çvata ve somun kullanımına uygundur.

NOTE: The dimension tolerance in ± 3 mm

! The indicated weights are the weights before fabrication.

! Convenient for M8 bolt and nut usage.



Sipariş Kodu (Order Code)	w (mm)	h (mm)	t (mm)	Kg/Takım (Kg/Set.)									
AP-ASDK40.12	20	40	1,20	0,187									
AP-ASDK50.12	20	50	1,20	0,220									
AP-ASDK60.12	20	60	1,20	0,252									
AP-ASDK100.12	20	100	0,383	AP-ASDK125.15	20	125	1,50	0,582	AP-ASDK150.12	20	150	1,50	0,684
AP-ASDK125.15	20	125	1,50	0,582									
AP-ASDK150.12	20	150	1,50	0,684									

SEVİYE DEĞİŞTİRME ELEMANI
LEVEL CHANGE UNIT

➤ AÇIKLAMALAR / INSTRUCTIONS :

NOT: Ölçü toleransı ± 3 mm.'dir.

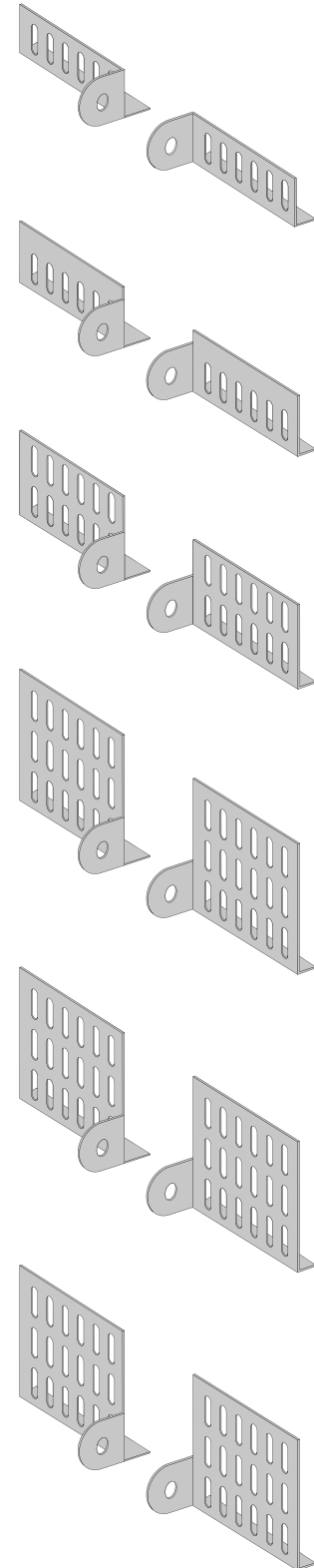
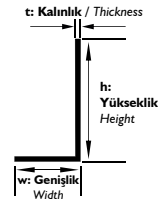
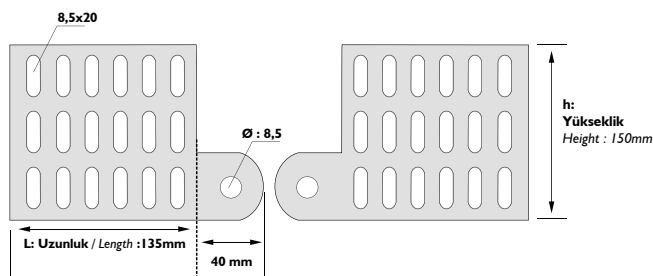
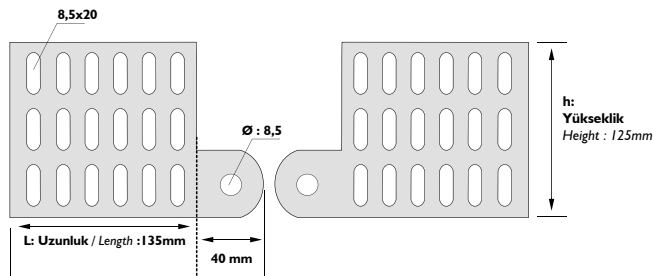
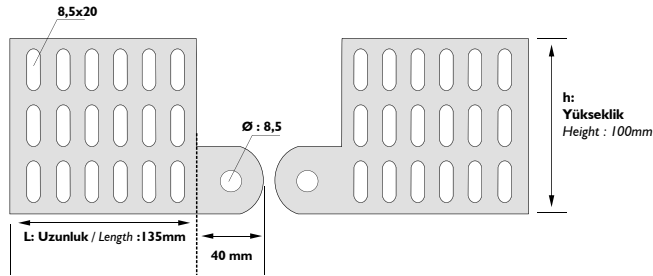
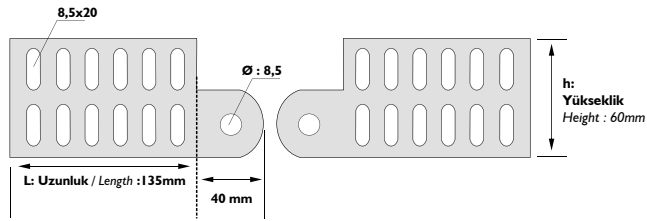
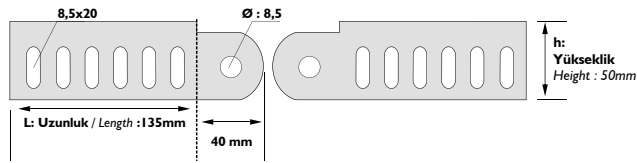
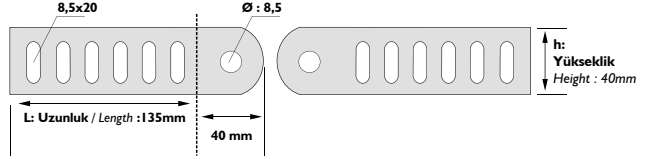
! Belirtilen ağırlıklar kesim ağırlıklarıdır.

! Metrik 8 cıvata ve somun kullanımına uygundur.

NOTE: The dimension tolerance in ± 3 mm

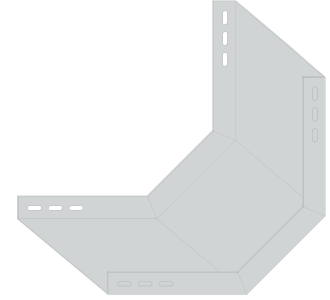
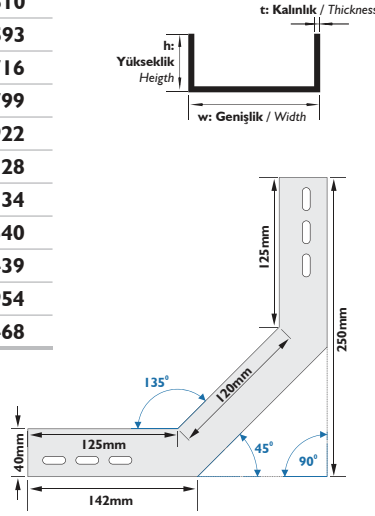
! The indicated weights are the weights before fabrication.

! Convenient for M8 bolt and nut usage.



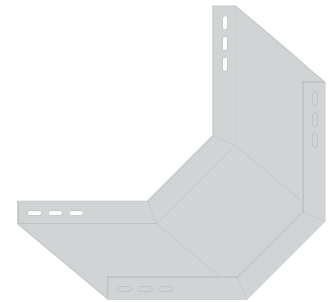
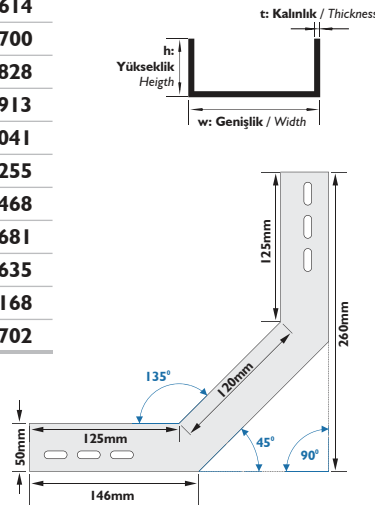
Sipariş Kodu (Order Code)	w (mm)	h (mm)	t (mm)	Kg/Adet (Kg/Pcs.)
AP-SB505	50	40	1,20	0,510
AP-SB507	70	40	1,20	0,593
AP-SB510	100	40	1,20	0,716
AP-SB512	120	40	1,20	0,799
AP-SB515	150	40	1,20	0,922
AP-SB520	200	40	1,20	1,128
AP-SB525	250	40	1,20	1,334
AP-SB530	300	40	1,20	1,540
AP-SB540	400	40	1,50	2,439
AP-SB550	500	40	1,50	2,954
AP-SB560	600	40	1,50	3,468

KANAL / TRAY

SABİT İÇ BÜKEY
 VERTICAL INSIDE BENDS (FIXED)


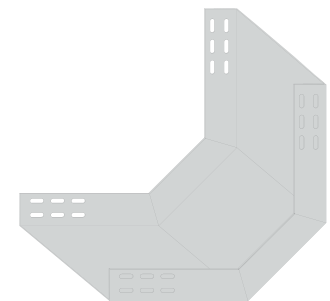
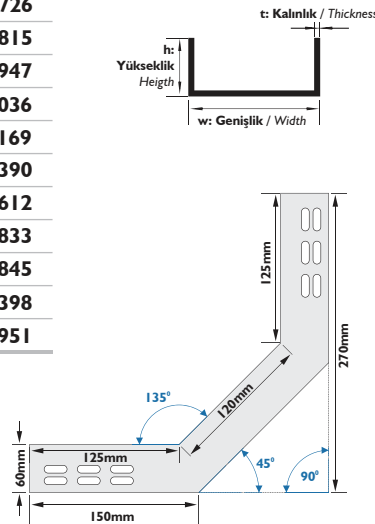
Sipariş Kodu (Order Code)	w (mm)	h (mm)	t (mm)	Kg/Adet (Kg/Pcs.)
AP-SBH505	50	50	1,20	0,614
AP-SBH507	70	50	1,20	0,700
AP-SBH510	100	50	1,20	0,828
AP-SBH512	120	50	1,20	0,913
AP-SBH515	150	50	1,20	1,041
AP-SBH520	200	50	1,20	1,255
AP-SBH525	250	50	1,20	1,468
AP-SBH530	300	50	1,20	1,681
AP-SBH540	400	50	1,50	2,635
AP-SBH550	500	50	1,50	3,168
AP-SBH560	600	50	1,50	3,702

KANAL / TRAY

SABİT İÇ BÜKEY
 VERTICAL INSIDE BENDS (FIXED)


Sipariş Kodu (Order Code)	w (mm)	h (mm)	t (mm)	Kg/Adet (Kg/Pcs.)
AP-SBEH505	50	60	1,20	0,726
AP-SBEH507	70	60	1,20	0,815
AP-SBEH510	100	60	1,20	0,947
AP-SBEH512	120	60	1,20	1,036
AP-SBEH515	150	60	1,20	1,169
AP-SBEH520	200	60	1,20	1,390
AP-SBEH525	250	60	1,20	1,612
AP-SBEH530	300	60	1,20	1,833
AP-SBEH540	400	60	1,50	2,845
AP-SBEH550	500	60	1,50	3,398
AP-SBEH560	600	60	1,50	3,951

KANAL / TRAY

SABİT İÇ BÜKEY
 VERTICAL INSIDE BENDS (FIXED)

AÇIKLAMALAR / INSTRUCTIONS :

NOT: Ölçü toleransı ± 3 mm.'dir.

- ! Belirtilen ağırlıklar kesim ağırlıklarıdır.
- ! Metrik 8 civata ve somun kullanımına uygundur.

NOTE: The dimension tolerance in ± 3 mm

- ! The indicated weights are the weights before fabrication.
- ! Convenient for M8 bolt and nut usage.

KANAL SABİT İÇ BÜKEY TRAY VERTICAL INSIDE BENDS (FIXED)

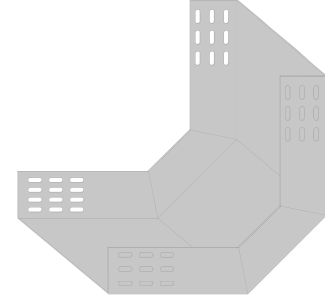
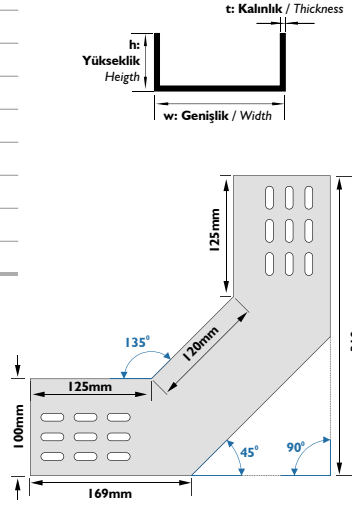
info@apexelektrik.com



Sipariş Kodu (Order Code)	w (mm)	h (mm)	t (mm)	Kg/Adet (Kg/Pcs.)
AP-SBEA510	100	100	1,20	1,498
AP-SBEA512	120	100	1,20	1,600
AP-SBEA515	150	100	1,20	1,753
AP-SBEA520	200	100	1,20	2,008
AP-SBEA525	250	100	1,20	2,263
AP-SBEA530	300	100	1,20	2,518
AP-SBEA540	400	100	1,50	3,784
AP-SBEA550	500	100	1,50	4,421
AP-SBEA560	600	100	1,50	5,058

KANAL / TRAY

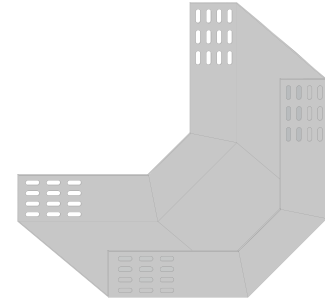
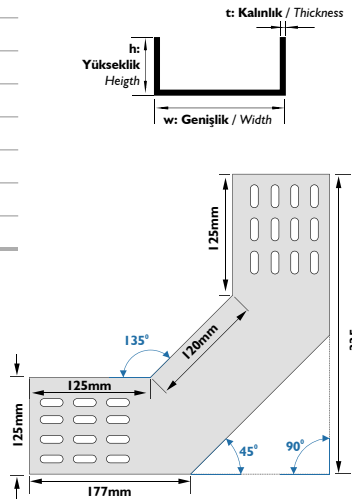
SABİT İÇ BÜKEY
VERTICAL INSIDE BENDS (FIXED)



Sipariş Kodu (Order Code)	w (mm)	h (mm)	t (mm)	Kg/Adet (Kg/Pcs.)
AP-SBAE512	120	125	1,20	1,982
AP-SBAE515	150	125	1,20	2,145
AP-SBAE520	200	125	1,20	2,417
AP-SBAE525	250	125	1,20	2,690
AP-SBAE530	300	125	1,50	2,962
AP-SBAE540	400	125	1,50	4,383
AP-SBAE550	500	125	1,50	5,064
AP-SBAE560	600	125	1,50	5,744

KANAL / TRAY

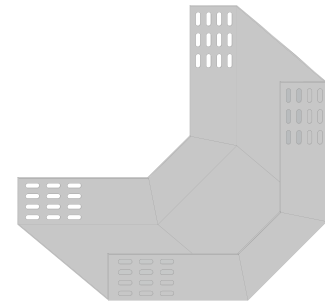
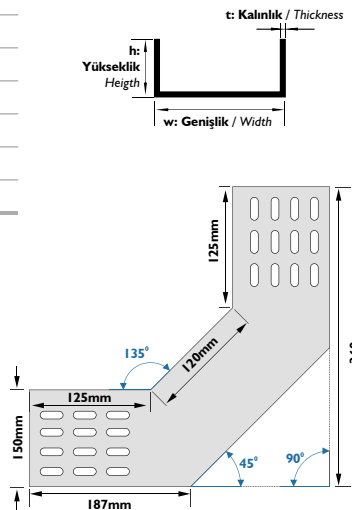
SABİT İÇ BÜKEY
VERTICAL INSIDE BENDS (FIXED)



Sipariş Kodu (Order Code)	w (mm)	h (mm)	t (mm)	Kg/Adet (Kg/Pcs.)
AP-SBEAH515	150	150	1,20	2,585
AP-SBEAH520	200	150	1,20	2,876
AP-SBEAH525	250	150	1,20	3,167
AP-SBEAH530	300	150	1,50	3,458
AP-SBEAH540	400	150	1,50	5,050
AP-SBEAH550	500	150	1,50	5,778
AP-SBEAH560	600	150	1,50	6,506

KANAL / TRAY

SABİT İÇ BÜKEY
VERTICAL INSIDE BENDS (FIXED)



► AÇIKLAMALAR / INSTRUCTIONS :

NOT: Ölçü toleransı ± 3 mm.'dir.

! Belirtilen ağırlıklar kesim ağırlıklarıdır.

! Metrik 8 civata ve somun kullanımına uygundur.

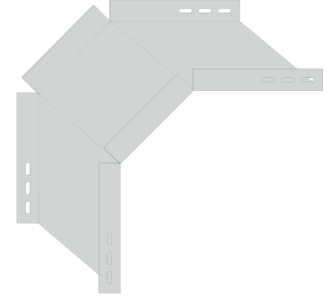
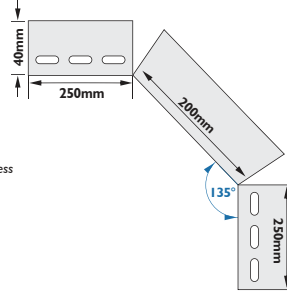
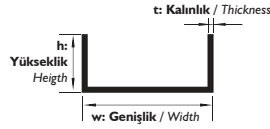
NOTE: The dimension tolerance in ± 3 mm

! The indicated weights are the weights before fabrication.

! Convenient for M8 bolt and nut usage.

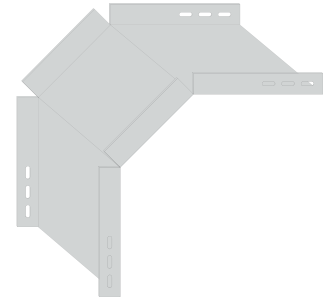
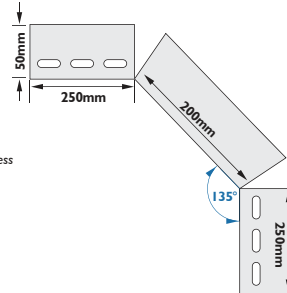
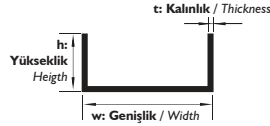
Sipariş Kodu (Order Code)	w (mm)	h (mm)	t (mm)	Kg/Adet (Kg/Pcs.)
AP-SB605	50	40	1,20	0,818
AP-SB607	70	40	1,20	0,950
AP-SB610	100	40	1,20	1,147
AP-SB612	120	40	1,20	1,279
AP-SB615	150	40	1,20	1,543
AP-SB620	200	40	1,20	1,807
AP-SB625	250	40	1,20	2,136
AP-SB630	300	40	1,20	2,466
AP-SB640	400	40	1,50	3,907
AP-SB650	500	40	1,50	4,731
AP-SB660	600	40	1,50	5,555

KANAL / TRAY

SABİT DIŞ BÜKEY
 VERTICAL OUTSIDE BENDS (FIXED)


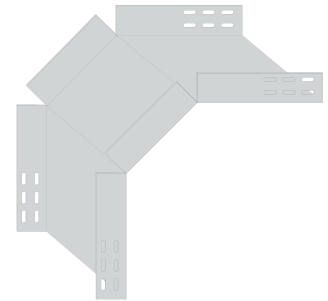
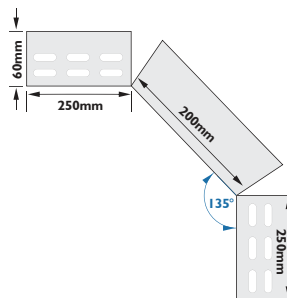
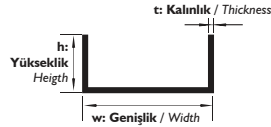
Sipariş Kodu (Order Code)	w (mm)	h (mm)	t (mm)	Kg/Adet (Kg/Pcs.)
AP-SBH605	50	50	1,20	0,950
AP-SBH607	70	50	1,20	1,081
AP-SBH610	100	50	1,20	1,279
AP-SBH612	120	50	1,20	1,411
AP-SBH615	150	50	1,20	1,675
AP-SBH620	200	50	1,20	1,939
AP-SBH625	250	50	1,20	2,268
AP-SBH630	300	50	1,20	2,598
AP-SBH640	400	50	1,50	4,072
AP-SBH650	500	50	1,50	4,896
AP-SBH660	600	50	1,50	5,720

KANAL / TRAY

SABİT DIŞ BÜKEY
 VERTICAL OUTSIDE BENDS (FIXED)


Sipariş Kodu (Order Code)	w (mm)	h (mm)	t (mm)	Kg/Adet (Kg/Pcs.)
AP-SBEH605	50	60	1,20	1,081
AP-SBEH607	70	60	1,20	1,213
AP-SBEH610	100	60	1,20	1,411
AP-SBEH612	120	60	1,20	1,543
AP-SBEH615	150	60	1,20	1,807
AP-SBEH620	200	60	1,20	2,071
AP-SBEH625	250	60	1,20	2,400
AP-SBEH630	300	60	1,20	2,730
AP-SBEH640	400	60	1,50	4,237
AP-SBEH650	500	60	1,50	5,061
AP-SBEH660	600	60	1,50	5,885

KANAL / TRAY

SABİT DIŞ BÜKEY
 VERTICAL OUTSIDE BENDS (FIXED)

AKS
► AÇIKLAMALAR / INSTRUCTIONS :
NOT: Ölçü toleransı ± 3 mm.'dir.

! Belirtilen ağırlıklar kesim ağırlıklarıdır.

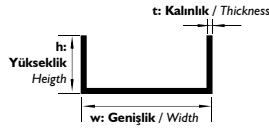
! Metrik 8 civata ve somun kullanımına uygundur.

NOTE: The dimension tolerance in ± 3 mm

! The indicated weights are the weights before fabrication.

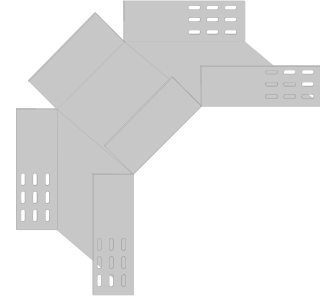
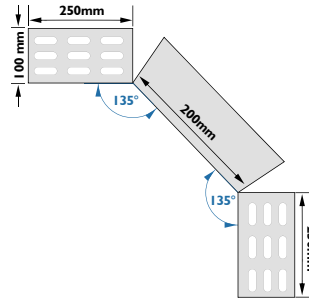
! Convenient for M8 bolt and nut usage.

Sipariş Kodu (Order Code)	w (mm)	h (mm)	t (mm)	Kg/Adet (Kg/Pcs.)
AP-SBEA610	100	100	1,20	1,939
AP-SBEA612	120	100	1,20	2,071
AP-SBEA615	150	100	1,20	2,268
AP-SBEA620	200	100	1,20	2,598
AP-SBEA625	250	100	1,20	2,928
AP-SBEA630	300	100	1,20	3,257
AP-SBEA640	400	100	1,50	4,896
AP-SBEA650	500	100	1,50	5,720
AP-SBEA660	600	100	1,50	6,545

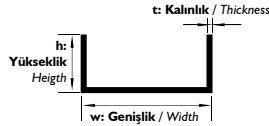


KANAL / TRAY

SABİT DIŞ BÜKEY
VERTICAL OUTSIDE BENDS (FIXED)

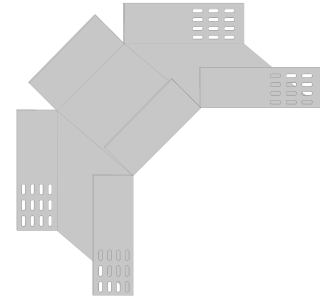
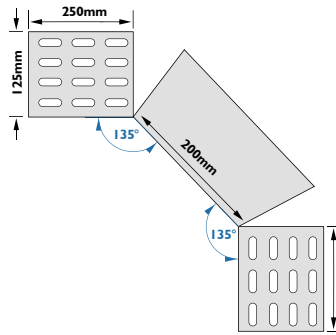


Sipariş Kodu (Order Code)	w (mm)	h (mm)	t (mm)	Kg/Adet (Kg/Pcs.)
AP-SBAE612	120	125	1,20	2,235
AP-SBAE615	150	125	1,20	2,433
AP-SBAE620	200	125	1,20	2,769
AP-SBAE625	250	125	1,20	2,895
AP-SBAE630	300	125	1,50	4,277
AP-SBAE640	400	125	1,50	5,102
AP-SBAE650	500	125	1,50	5,926
AP-SBAE660	600	125	1,50	6,751



KANAL / TRAY

SABİT DIŞ BÜKEY
VERTICAL OUTSIDE BENDS (FIXED)



Sipariş Kodu (Order Code)	w (mm)	h (mm)	t (mm)	Kg/Adet (Kg/Pcs.)
AP-SBEAH615	150	150	1,20	2,598
AP-SBEAH620	200	150	1,20	2,928
AP-SBEAH625	250	150	1,20	3,060
AP-SBEAH630	300	150	1,50	4,484
AP-SBEAH640	400	150	1,50	5,308
AP-SBEAH650	500	150	1,50	6,132
AP-SBEAH660	600	150	1,50	6,957

AÇIKLAMALAR / INSTRUCTIONS :

NOT: Ölçü toleransı ± 3 mm.'dir.

! Belirtilen ağırlıklar kesim ağırlıklarıdır.

! Metrik 8 civata ve somun kullanımına uygundur.

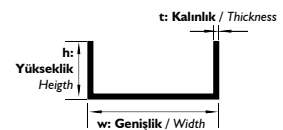
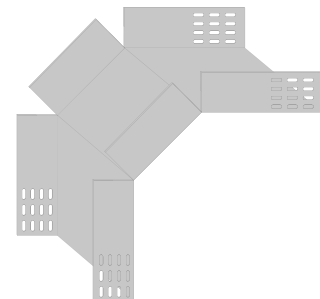
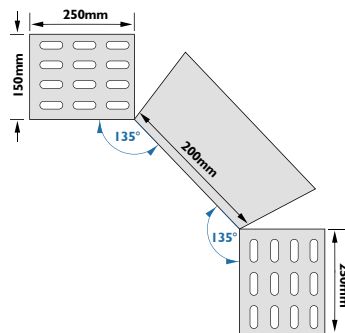
NOTE: The dimension tolerance in ± 3 mm

! The indicated weights are the weights before fabrication.

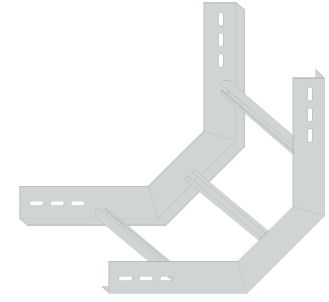
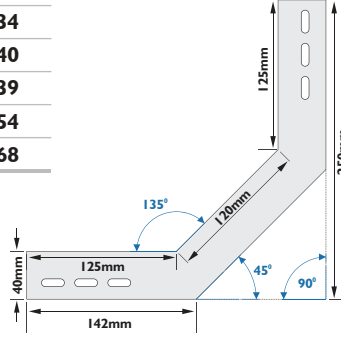
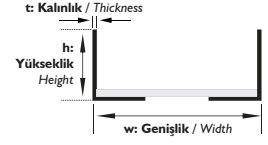
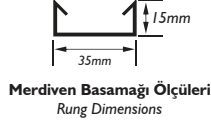
! Convenient for M8 bolt and nut usage.

KANAL / TRAY

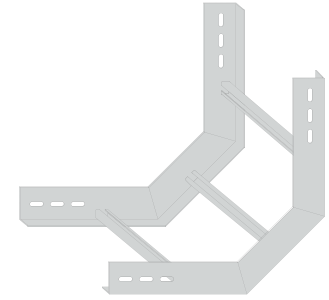
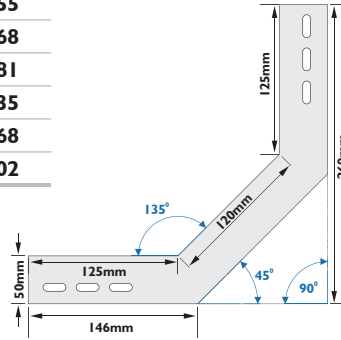
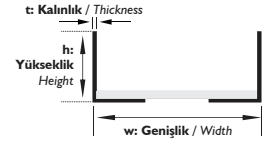
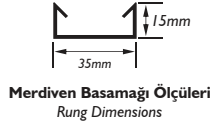
SABİT DIŞ BÜKEY
VERTICAL OUTSIDE BENDS (FIXED)




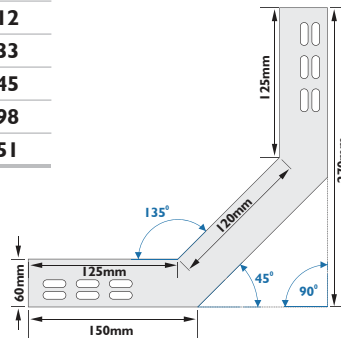
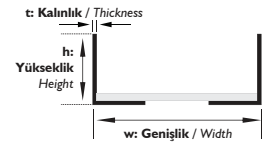
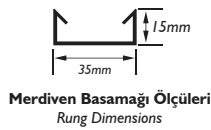
Sipariş Kodu (Order Code)	w (mm)	h (mm)	t (mm)	Kg/Adet (Kg/Pcs.)
AP-SBM505	50	40	1,20	0,510
AP-SBM507	70	40	1,20	0,593
AP-SBM510	100	40	1,20	0,716
AP-SBM512	120	40	1,20	0,799
AP-SBM515	150	40	1,20	0,922
AP-SBM520	200	40	1,20	1,128
AP-SBM525	250	40	1,20	1,334
AP-SBM530	300	40	1,20	1,540
AP-SBM540	400	40	1,50	2,439
AP-SBM550	500	40	1,50	2,954
AP-SBM560	600	40	1,50	3,468

MERDİVEN / LADDER
SABİT İÇ BÜKEY
 VERTICAL INSIDE BENDS (FIXED)


Sipariş Kodu (Order Code)	w (mm)	h (mm)	t (mm)	Kg/Adet (Kg/Pcs.)
AP-SBMH505	50	50	1,20	0,614
AP-SBMH507	70	50	1,20	0,700
AP-SBMH510	100	50	1,20	0,828
AP-SBMH512	120	50	1,20	0,913
AP-SBMH515	150	50	1,20	1,041
AP-SBMH520	200	50	1,20	1,255
AP-SBMH525	250	50	1,20	1,468
AP-SBMH530	300	50	1,20	1,681
AP-SBMH540	400	50	1,50	2,635
AP-SBMH550	500	50	1,50	3,168
AP-SBMH560	600	50	1,50	3,702

MERDİVEN / LADDER
SABİT İÇ BÜKEY
 VERTICAL INSIDE BENDS (FIXED)


Sipariş Kodu (Order Code)	w (mm)	h (mm)	t (mm)	Kg/Adet (Kg/Pcs.)
AP-SBMEH505	50	60	1,20	0,726
AP-SBMEH507	70	60	1,20	0,815
AP-SBMEH510	100	60	1,20	0,947
AP-SBMEH512	120	60	1,20	1,036
AP-SBMEH515	150	60	1,20	1,169
AP-SBMEH520	200	60	1,20	1,390
AP-SBMEH525	250	60	1,20	1,612
AP-SBMEH530	300	60	1,20	1,833
AP-SBMEH540	400	60	1,50	2,845
AP-SBMEH550	500	60	1,50	3,398
AP-SBMEH560	600	60	1,50	3,951

MERDİVEN / LADDER
SABİT İÇ BÜKEY
 VERTICAL INSIDE BENDS (FIXED)

AÇIKLAMALAR / INSTRUCTIONS :

NOT: Ölçü toleransı ± 3 mm.'dir.

- ! Belirtilen ağırlıklar kesim ağırlıklarıdır.
- ! Metrik 8 civata ve somun kullanımına uygundur.

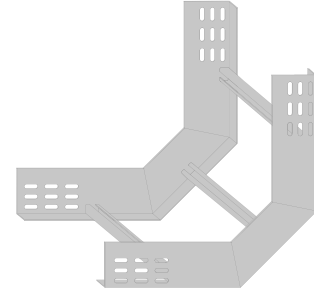
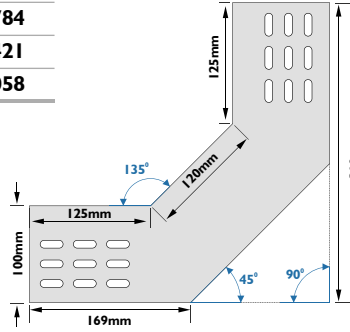
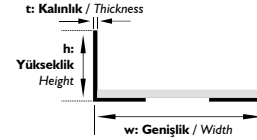
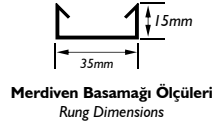
NOTE: The dimension tolerance in ± 3 mm

- ! The indicated weights are the weights before fabrication.
- ! Convenient for M8 bolt and nut usage.

Sipariş Kodu (Order Code)	w (mm)	h (mm)	t (mm)	Kg/Adet (Kg/Pcs.)
AP-SBMEA510	100	100	1,20	1,498
AP-SBMEA512	120	100	1,20	1,600
AP-SBMEA515	150	100	1,20	1,753
AP-SBMEA520	200	100	1,20	2,008
AP-SBMEA525	250	100	1,20	2,263
AP-SBMEA530	300	100	1,20	2,518
AP-SBMEA540	400	100	1,50	3,784
AP-SBMEA550	500	100	1,50	4,421
AP-SBMEA560	600	100	1,50	5,058

MERDİVEN / LADDER

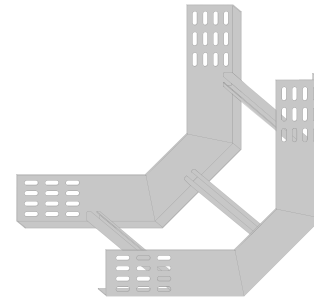
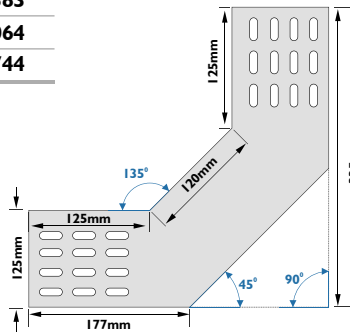
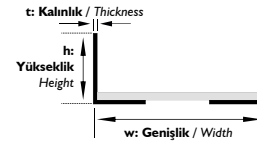
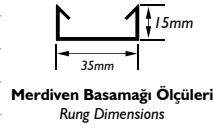
SABİT İÇ BÜKEY
VERTICAL INSIDE BENDS (FIXED)



Sipariş Kodu (Order Code)	w (mm)	h (mm)	t (mm)	Kg/Adet (Kg/Pcs.)
AP-SBMAE512	120	125	1,20	1,982
AP-SBMAE515	150	125	1,20	2,145
AP-SBMAE520	200	125	1,20	2,417
AP-SBMAE525	250	125	1,20	2,690
AP-SBMAE530	300	125	1,50	2,962
AP-SBMAE540	400	125	1,50	4,383
AP-SBMAE550	500	125	1,50	5,064
AP-SBMAE560	600	125	1,50	5,744

MERDİVEN / LADDER

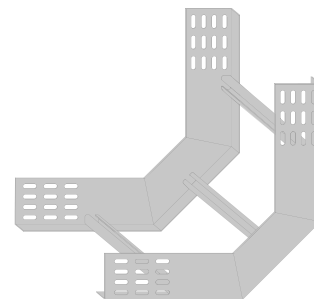
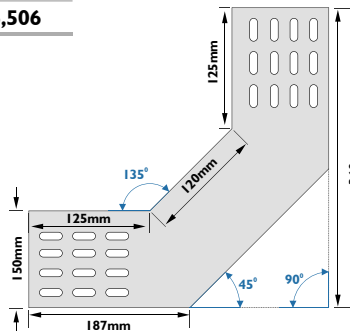
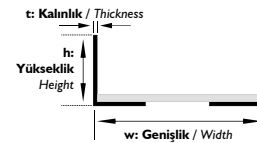
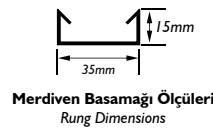
SABİT İÇ BÜKEY
VERTICAL INSIDE BENDS (FIXED)



Sipariş Kodu (Order Code)	w (mm)	h (mm)	t (mm)	Kg/Adet (Kg/Pcs.)
AP-SBMEA515	150	150	1,20	2,585
AP-SBMEA520	200	150	1,20	2,876
AP-SBMEA525	250	150	1,20	3,167
AP-SBMEA530	300	150	1,50	3,458
AP-SBMEA540	400	150	1,50	5,050
AP-SBMEA550	500	150	1,50	5,778
AP-SBMEA560	600	150	1,50	6,506

MERDİVEN / LADDER

SABİT İÇ BÜKEY
VERTICAL INSIDE BENDS (FIXED)



➤ AÇIKLAMALAR / INSTRUCTIONS :

NOT: Ölçü toleransı ± 3 mm.'dir.

! Belirtilen ağırlıklar kesim ağırlıklarıdır.

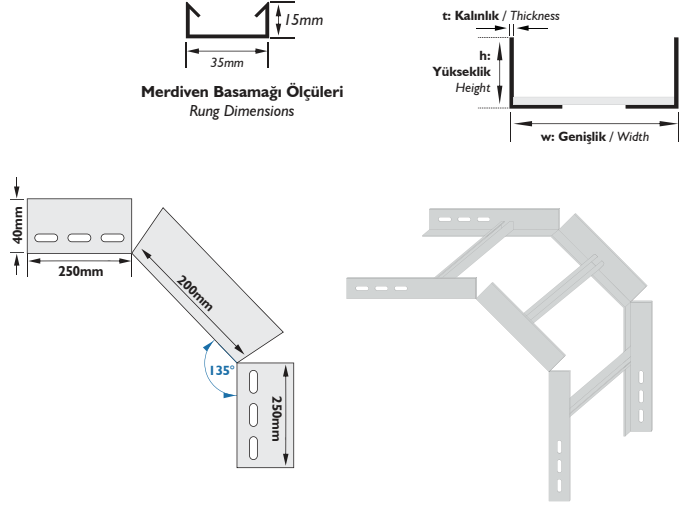
! Metrik 8 çvata ve somun kullanımına uygundur.

NOTE: The dimension tolerance in ± 3 mm

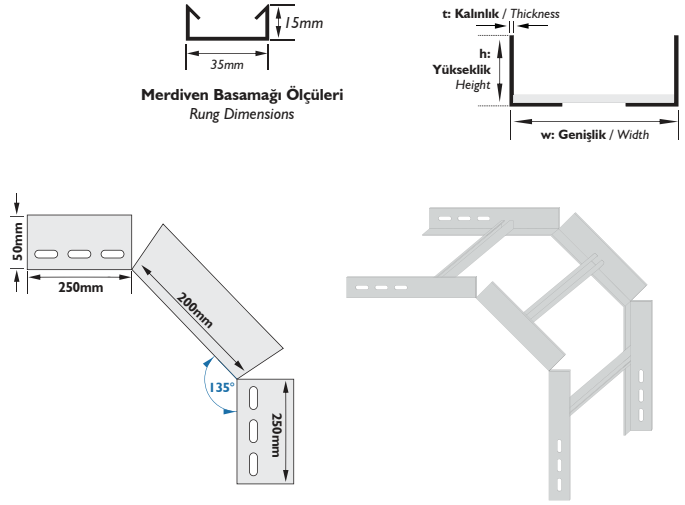
! The indicated weights are the weights before fabrication.

! Convenient for M8 bolt and nut usage.

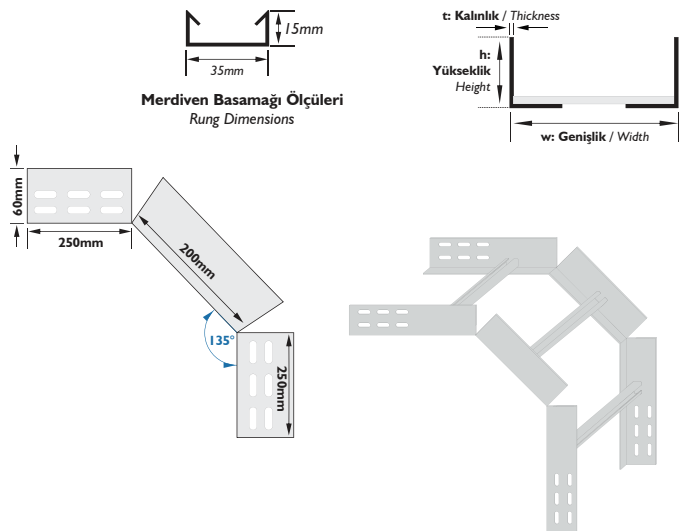
Sipariş Kodu (Order Code)	w (mm)	h (mm)	t (mm)	Kg/Adet (Kg/Pcs.)
AP-SBM605	50	40	1,20	0,510
AP-SBM607	70	40	1,20	0,593
AP-SBM610	100	40	1,20	0,716
AP-SBM612	120	40	1,20	0,799
AP-SBM615	150	40	1,20	0,922
AP-SBM620	200	40	1,20	1,128
AP-SBM625	250	40	1,20	1,334
AP-SBM630	300	40	1,20	1,540
AP-SBM640	400	40	1,50	2,439
AP-SBM650	500	40	1,50	2,954
AP-SBM660	600	40	1,50	3,468

MERDİVEN / LADDER
SABİT İÇ BÜKEY
VERTICAL INSIDE BENDS (FIXED)


Sipariş Kodu (Order Code)	w (mm)	h (mm)	t (mm)	Kg/Adet (Kg/Pcs.)
AP-SBMH605	50	50	1,20	0,614
AP-SBMH607	70	50	1,20	0,700
AP-SBMH610	100	50	1,20	0,828
AP-SBMH612	120	50	1,20	0,913
AP-SBMH615	150	50	1,20	1,041
AP-SBMH620	200	50	1,20	1,255
AP-SBMH625	250	50	1,20	1,468
AP-SBMH630	300	50	1,20	1,681
AP-SBMH640	400	50	1,50	2,635
AP-SBMH650	500	50	1,50	3,168
AP-SBMH660	600	50	1,50	3,702

MERDİVEN / LADDER
SABİT İÇ BÜKEY
VERTICAL INSIDE BENDS (FIXED)


Sipariş Kodu (Order Code)	w (mm)	h (mm)	t (mm)	Kg/Adet (Kg/Pcs.)
AP-SBMEH605	50	60	1,20	0,726
AP-SBMEH607	70	60	1,20	0,815
AP-SBMEH610	100	60	1,20	0,947
AP-SBMEH612	120	60	1,20	1,036
AP-SBMEH615	150	60	1,20	1,169
AP-SBMEH620	200	60	1,20	1,390
AP-SBMEH625	250	60	1,20	1,612
AP-SBMEH630	300	60	1,20	1,833
AP-SBMEH640	400	60	1,50	2,845
AP-SBMEH650	500	60	1,50	3,398
AP-SBMEH660	600	60	1,50	3,951

MERDİVEN / LADDER
SABİT İÇ BÜKEY
VERTICAL INSIDE BENDS (FIXED)

► AÇIKLAMALAR / INSTRUCTIONS :

NOT: Ölçü toleransı ± 3 mm.'dir.

! Belirtilen ağırlıklar kesim ağırlıklarıdır.

! Metrik 8 civata ve somun kullanımına uygundur.

NOTE: The dimension tolerance in ± 3 mm


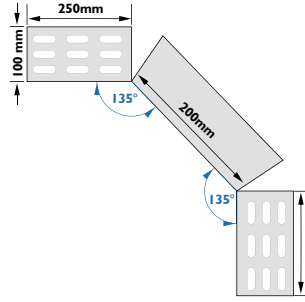
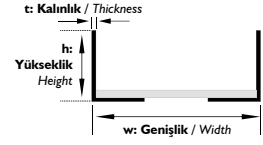
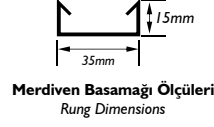
! The indicated weights are the weights before fabrication.

! Convenient for M8 bolt and nut usage.

Sipariş Kodu (Order Code)	w (mm)	h (mm)	t (mm)	Kg/Adet (Kg/Pcs.)
AP-SBMEA610	100	100	1,20	1,498
AP-SBMEA612	120	100	1,20	1,600
AP-SBMEA615	150	100	1,20	1,753
AP-SBMEA620	200	100	1,20	2,008
AP-SBMEA625	250	100	1,20	2,263
AP-SBMEA630	300	100	1,20	2,518
AP-SBMEA640	400	100	1,50	3,784
AP-SBMEA650	500	100	1,50	4,421
AP-SBMEA660	600	100	1,50	5,058

MERDİVEN / LADDER

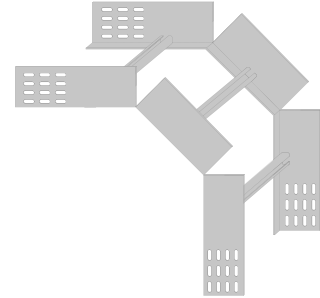
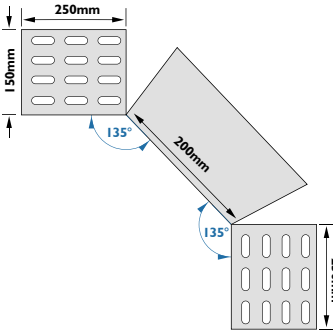
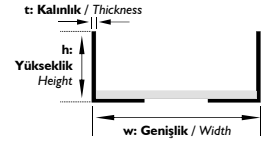
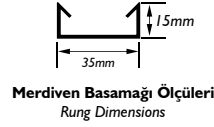
SABİT İÇ BÜKEY
VERTICAL INSIDE BENDS (FIXED)



Sipariş Kodu (Order Code)	w (mm)	h (mm)	t (mm)	Kg/Adet (Kg/Pcs.)
AP-SBMAE612	120	125	1,20	1,982
AP-SBMAE615	150	125	1,20	2,145
AP-SBMAE620	200	125	1,20	2,417
AP-SBMAE625	250	125	1,20	2,690
AP-SBMAE630	300	125	1,50	2,962
AP-SBMAE640	400	125	1,50	4,383
AP-SBMAE650	500	125	1,50	5,064
AP-SBMAE660	600	125	1,50	5,744

MERDİVEN / LADDER


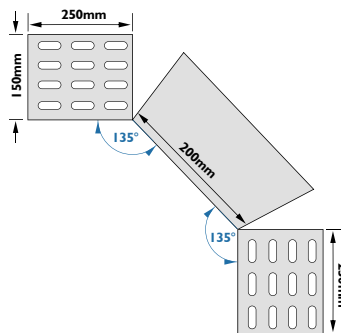
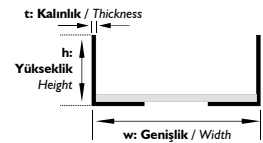
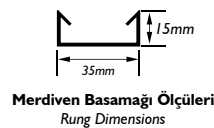
SABİT İÇ BÜKEY
VERTICAL INSIDE BENDS (FIXED)



Sipariş Kodu (Order Code)	w (mm)	h (mm)	t (mm)	Kg/Adet (Kg/Pcs.)
AP-SBMEA615	150	150	1,20	2,585
AP-SBMEA620	200	150	1,20	2,876
AP-SBMEA625	250	150	1,20	3,167
AP-SBMEA630	300	150	1,50	3,458
AP-SBMEA640	400	150	1,50	5,050
AP-SBMEA650	500	150	1,50	5,778
AP-SBMEA660	600	150	1,50	6,506

MERDİVEN / LADDER

SABİT İÇ BÜKEY
VERTICAL INSIDE BENDS (FIXED)



AÇIKLAMALAR / INSTRUCTIONS :

NOT: Ölçü toleransı ± 3 mm.'dir.

! Belirtilen ağırlıklar kesim ağırlığıdır.

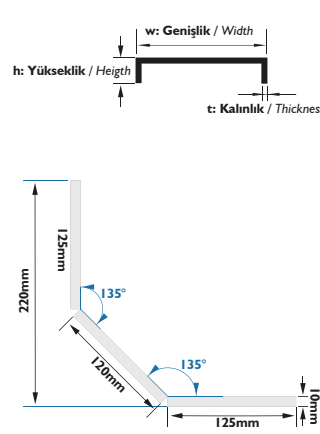
! Metrik 8 civata ve somun kullanımına uygundur.

NOTE: The dimension tolerance in ± 3 mm

! The indicated weights are the weights before fabrication.

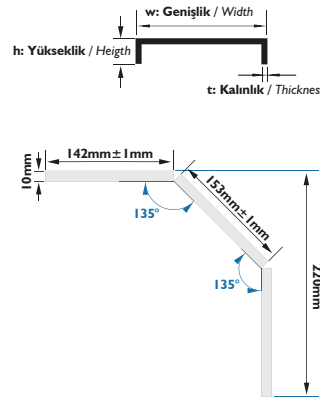
! Convenient for M8 bolt and nut usage.

Sipariş Kodu (Order Code)	w (mm)	h (mm)	t (mm)	Kg/Adet (Kg/Pcs.)
AP-SBK505	54	12	1,00	0,274
AP-SBK507	74	12	1,00	0,343
AP-SBK510	114	12	1,00	0,446
AP-SBK512	124	12	1,00	0,515
AP-SBK515	154	12	1,20	0,741
AP-SBK520	204	12	1,20	0,947
AP-SBK525	254	12	1,20	1,153
AP-SBK530	304	12	1,20	1,358
AP-SBK540	404	12	1,50	2,213
AP-SBK550	504	12	1,50	2,727
AP-SBK560	604	12	1,50	3,242

SABİT İÇ BÜKEY KAPAĞI
 VERTICAL INSIDE BENDS COVER (FIXED)


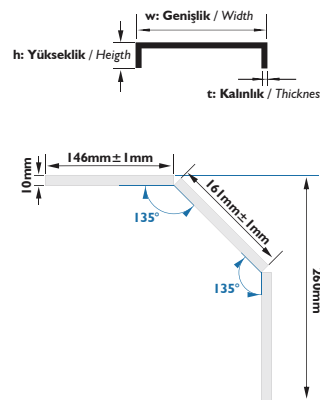
Sipariş Kodu (Order Code)	w (mm)	h (mm)	t (mm)	Kg/Adet (Kg/Pcs.)
AP-SBK605	54	12	1,00	0,274
AP-SBK607	74	12	1,00	0,343
AP-SBK610	114	12	1,00	0,446
AP-SBK612	124	12	1,00	0,515
AP-SBK615	154	12	1,20	0,741
AP-SBK620	204	12	1,20	0,947
AP-SBK625	254	12	1,20	1,153
AP-SBK630	304	12	1,20	1,358
AP-SBK640	404	12	1,50	2,213
AP-SBK650	504	12	1,50	2,727
AP-SBK660	604	12	1,50	3,242

H:40 için / for

SABİT DIŞ BÜKEY
 VERTICAL OUTSIDE BENDS (FIXED)


Sipariş Kodu (Order Code)	w (mm)	h (mm)	t (mm)	Kg/Adet (Kg/Pcs.)
AP-SBKH605	54	12	1,00	0,284
AP-SBKH607	74	12	1,00	0,356
AP-SBKH610	114	12	1,00	0,462
AP-SBKH612	124	12	1,00	0,533
AP-SBKH615	154	12	1,20	0,768
AP-SBKH620	204	12	1,20	0,981
AP-SBKH625	254	12	1,20	1,195
AP-SBKH630	304	12	1,20	1,408
AP-SBKH640	404	12	1,50	2,294
AP-SBKH650	504	12	1,50	2,827
AP-SBKH660	604	12	1,50	3,360

H:50 için / for

SABİT DIŞ BÜKEY
 VERTICAL OUTSIDE BENDS (FIXED)

AÇIKLAMALAR / INSTRUCTIONS :
NOT: Ölçü toleransı ± 3 mm.'dir.

! Belirtilen ağırlıklar kesim ağırlıklarıdır.

! Metrik 8 civata ve somun kullanımına uygundur.

NOTE: The dimension tolerance in ± 3 mm

! The indicated weights are the weights before fabrication.

! Convenient for M8 bolt and nut usage.

Sipariş Kodu (Order Code)	w (mm)	h (mm)	t (mm)	Kg/Adet (Kg/Pcs.)
AP-SBKEH605	54	12	1,00	0,295
AP-SBKEH607	74	12	1,00	0,369
AP-SBKEH610	114	12	1,00	0,480
AP-SBKEH612	124	12	1,00	0,553
AP-SBKEH615	154	12	1,20	0,797
AP-SBKEH620	204	12	1,20	1,018
AP-SBKEH625	254	12	1,20	1,240
AP-SBKEH630	304	12	1,20	1,461
AP-SBKEH640	404	12	1,50	2,380
AP-SBKEH650	504	12	1,50	2,933
AP-SBKEH660	604	12	1,50	3,487

Sipariş Kodu (Order Code)	w (mm)	h (mm)	t (mm)	Kg/Adet (Kg/Pcs.)
AP-SBKEA610	114	12	1,00	0,552
AP-SBKEA612	124	12	1,00	0,637
AP-SBKEA615	154	12	1,20	0,917
AP-SBKEA620	204	12	1,20	1,172
AP-SBKEA625	254	12	1,20	1,427
AP-SBKEA630	304	12	1,20	1,682
AP-SBKEA640	404	12	1,50	2,739
AP-SBKEA650	504	12	1,50	3,376
AP-SBKEA660	604	12	1,50	4,013

Sipariş Kodu (Order Code)	w (mm)	h (mm)	t (mm)	Kg/Adet (Kg/Pcs.)
AP-SBKAE612	124	12	1,00	0,681
AP-SBKAE615	154	12	1,20	0,980
AP-SBKAE620	204	12	1,20	1,252
AP-SBKAE625	254	12	1,20	1,525
AP-SBKAE630	304	12	1,20	1,797
AP-SBKAE640	404	12	1,50	2,927
AP-SBKAE650	504	12	1,50	3,607
AP-SBKAE660	604	12	1,50	4,288

Sipariş Kodu (Order Code)	a (mm)	h (mm)	t (mm)	Kg/Adet (Kg/Pcs.)
AP-SBKEAH615	154	12	1,20	1,048
AP-SBKEAH620	204	12	1,20	1,339
AP-SBKEAH625	254	12	1,20	1,630
AP-SBKEAH630	304	12	1,20	1,921
AP-SBKEAH640	404	12	1,50	3,129
AP-SBKEAH650	504	12	1,50	3,857
AP-SBKEAH660	604	12	1,50	4,584

► AÇIKLAMALAR / INSTRUCTIONS :

NOT: Ölçü toleransı ± 3 mm.'dir.

! Belirtilen ağırlıklar kesim ağırlığıdır.

! Metrik 8 çvata ve somun kullanımına uygundur.

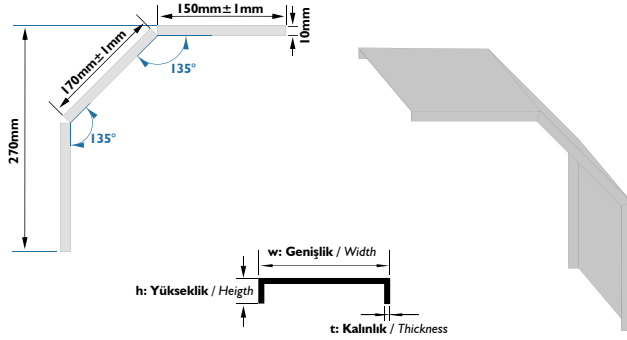
NOTE: The dimension tolerance in ± 3 mm

! The indicated weights are the weights before fabrication.

! Convenient for M8 bolt and nut usage.

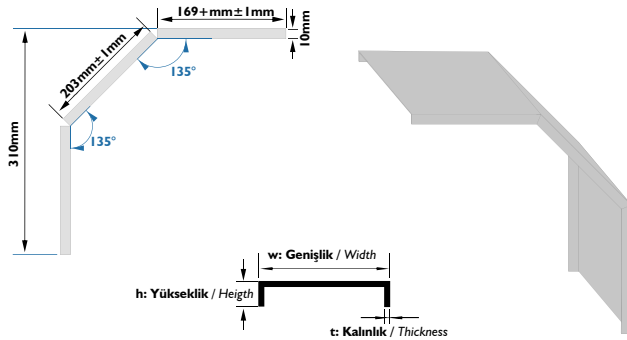
H:60 için / for

SABİT DIŞ BÜKEY
VERTICAL OUTSIDE BENDS (FIXED)



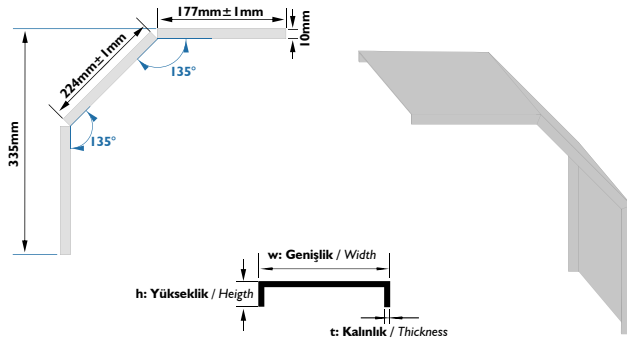
H:100 için / for

SABİT DIŞ BÜKEY
VERTICAL OUTSIDE BENDS (FIXED)



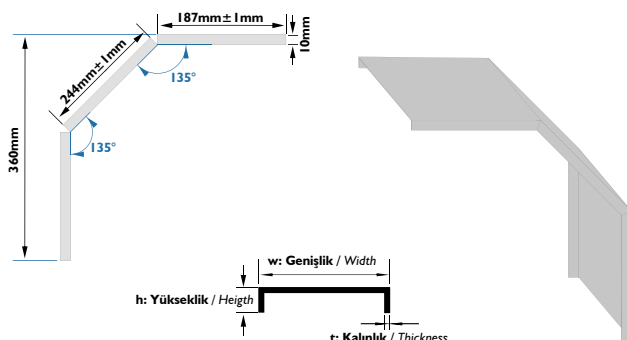
H:125 için / for

SABİT DIŞ BÜKEY
VERTICAL OUTSIDE BENDS (FIXED)

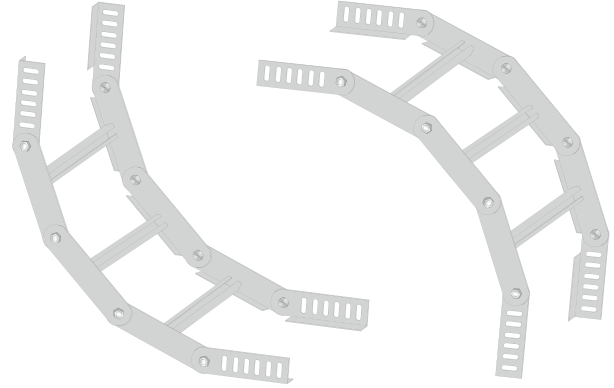


H:150 için / for

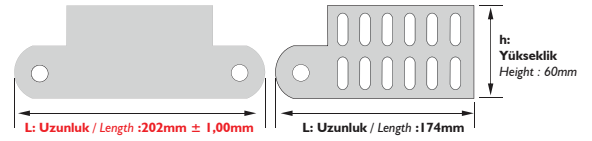
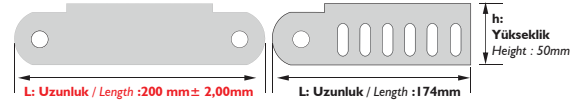
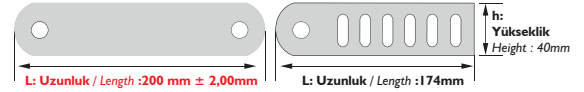
SABİT DIŞ BÜKEY
VERTICAL OUTSIDE BENDS (FIXED)



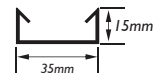
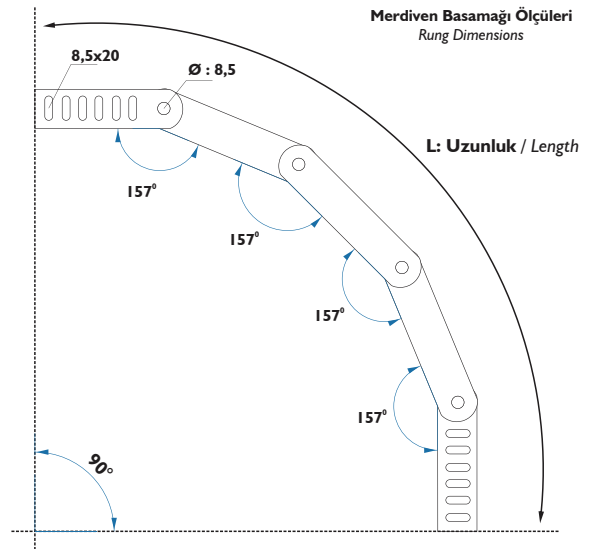
Sipariş Kodu (Order Code)	w (mm)	h (mm)	t (mm)	L (mm)	Kg/Adet (Kg/Pcs.)
AP-SDM505	55	40	1,50	705	0,709
AP-SDM507	75	40	1,50	705	0,819
AP-SDM510	105	40	1,50	705	0,984
AP-SDM512	125	40	1,50	705	1,094
AP-SDM515	155	40	1,50	705	1,510
AP-SDM520	205	40	1,50	705	1,840
AP-SDM525	255	40	1,50	705	2,169
AP-SDM530	305	40	1,50	705	2,499
AP-SDM540	405	40	1,50	705	4,738
AP-SDM550	505	40	1,50	705	5,727
AP-SDM560	605	40	1,50	705	6,716

SEVİYE DEĞİŞTİRME (İÇ - DIŞ BÜKEY)
 LEVEL CHANGE UNIT (VERTICAL INSIDE AND OUTSIDE BEND)


Sipariş Kodu (Order Code)	w (mm)	h (mm)	t (mm)	L (mm)	Kg/Adet (Kg/Pcs.)
AP-SDMH505	55	50	1,50	710	0,819
AP-SDMH507	75	50	1,50	710	0,929
AP-SDMH510	105	50	1,50	710	1,094
AP-SDMH512	125	50	1,50	710	1,203
AP-SDMH515	155	50	1,50	710	1,642
AP-SDMH520	205	50	1,50	710	1,972
AP-SDMH525	255	50	1,50	710	2,301
AP-SDMH530	305	50	1,50	710	2,631
AP-SDMH540	405	50	1,50	710	4,936
AP-SDMH550	505	50	1,50	710	5,925
AP-SDMH560	605	50	1,50	710	6,914



Sipariş Kodu (Order Code)	w (mm)	h (mm)	t (mm)	L (mm)	Kg/Adet (Kg/Pcs.)
AP-SDMEH505	55	60	1,50	715	0,929
AP-SDMEH507	75	60	1,50	715	1,039
AP-SDMEH510	105	60	1,50	715	1,203
AP-SDMEH512	125	60	1,50	715	1,313
AP-SDMEH515	155	60	1,50	715	1,774
AP-SDMEH520	205	60	1,50	715	2,103
AP-SDMEH525	255	60	1,50	715	2,433
AP-SDMEH530	305	60	1,50	715	2,763
AP-SDMEH540	405	60	1,50	715	5,133
AP-SDMEH550	505	60	1,50	715	6,123
AP-SDMEH560	605	60	1,50	715	7,112


Merdiven Basamağı Ölçüleri
 Rung Dimensions

► AÇIKLAMALAR / INSTRUCTIONS :
NOT: Ölçü toleransı ± 3 mm.'dir.

! Belirtilen ağırlıklar kesim ağırlıklarıdır.

! Metrik 8 civata ve somun kullanımına uygundur.

NOTE: The dimension tolerance in ± 3 mm

! The indicated weights are the weights before fabrication.

! Convenient for M8 bolt and nut usage.

SEVİYE DEĞİŞTİRME (İÇ - DIŞ BÜKEY)

LEVEL CHANGE UNIT (VERTICAL INSIDE AND OUTSIDE BEND)

info@apexelektrik.com



Sipariş Kodu (Order Code)	w (mm)	h (mm)	t (mm)	L (mm)	Kg/Adet (Kg/Pcs.)
AP-SDMEA510	105	100	1,50	830	0,984
AP-SDMEA512	125	100	1,50	830	1,094
AP-SDMEA515	155	100	1,50	830	1,510
AP-SDMEA520	205	100	1,50	830	1,840
AP-SDMEA525	255	100	1,50	830	2,169
AP-SDMEA530	305	100	1,50	830	2,499
AP-SDMEA540	405	100	1,50	830	4,738
AP-SDMEA550	505	100	1,50	830	5,727
AP-SDMEA560	605	100	1,50	830	6,716

Sipariş Kodu (Order Code)	w (mm)	h (mm)	t (mm)	L (mm)	Kg/Adet (Kg/Pcs.)
AP-SDMAE512	125	125	1,50	840	1,203
AP-SDMAE515	155	125	1,50	840	1,642
AP-SDMAE520	205	125	1,50	840	1,972
AP-SDMAE525	255	125	1,50	840	2,301
AP-SDMAE530	305	125	1,50	840	2,631
AP-SDMAE540	405	125	1,50	840	4,936
AP-SDMAE550	505	125	1,50	840	5,925
AP-SDMAE560	605	125	1,50	840	6,914

Sipariş Kodu (Order Code)	w (mm)	h (mm)	t (mm)	L (mm)	Kg/Adet (Kg/Pcs.)
AP-SDMEA515	155	150	1,50	850	1,774
AP-SDMEA520	205	150	1,50	850	2,103
AP-SDMEA525	255	150	1,50	850	2,433
AP-SDMEA530	305	150	1,50	850	2,763
AP-SDMEA540	405	150	1,50	850	5,133
AP-SDMEA550	505	150	1,50	850	6,123
AP-SDMEA560	605	150	1,50	850	7,112

► AÇIKLAMALAR / INSTRUCTIONS :

NOT: Ölçü toleransı ± 3 mm.'dir.

! Belirtilen ağırlıklar kesim ağırlıklarıdır.

! Metrik 8 civata ve somun kullanımına uygundur.

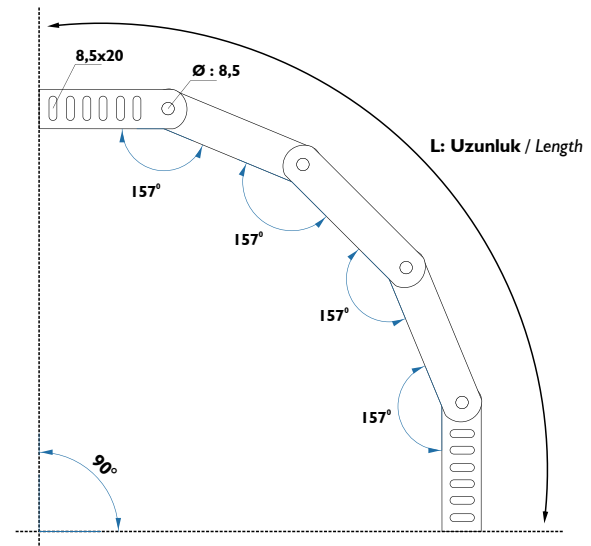
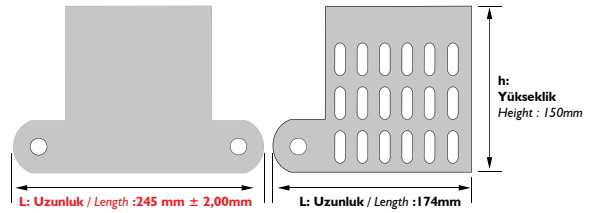
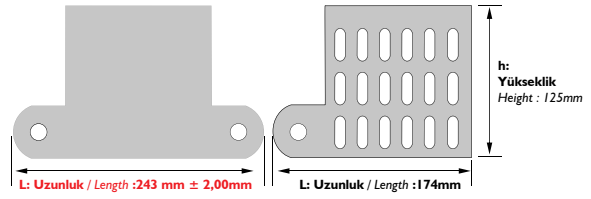
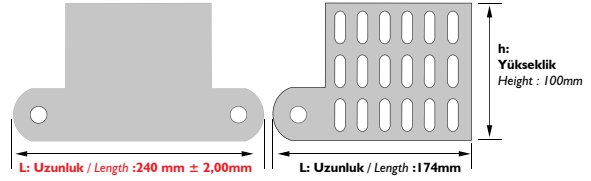
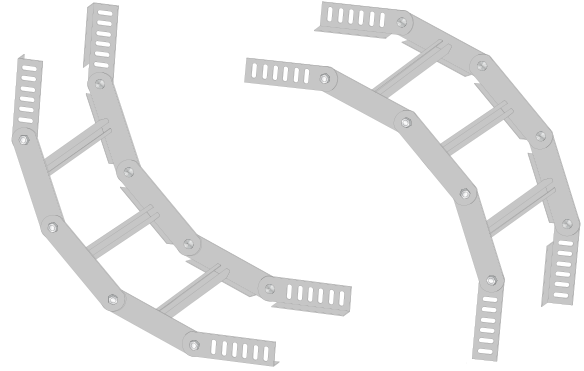
NOTE: The dimension tolerance in ± 3 mm

! The indicated weights are the weights before fabrication.

! Convenient for M8 bolt and nut usage.

SEVİYE DEĞİŞTİRME (İÇ - DIŞ BÜKEY)

LEVEL CHANGE UNIT (VERTICAL INSIDE AND OUTSIDE BEND)



AKS