

ATK

Ağır Hizmet Tipi Kablo Kanalları
HEAVY DUTY Type Cable Trays

A P E X M E T A L C A B L E T R A Y S Y S T E M S

ATK Serisi / Serie

ve Aksesuarlar
and Accessories



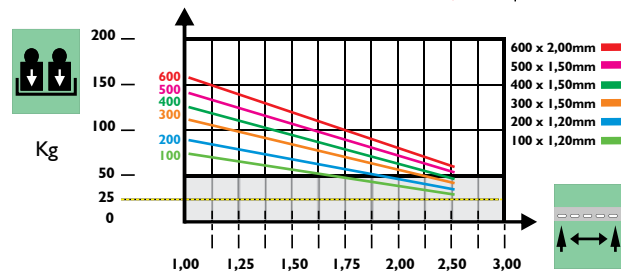
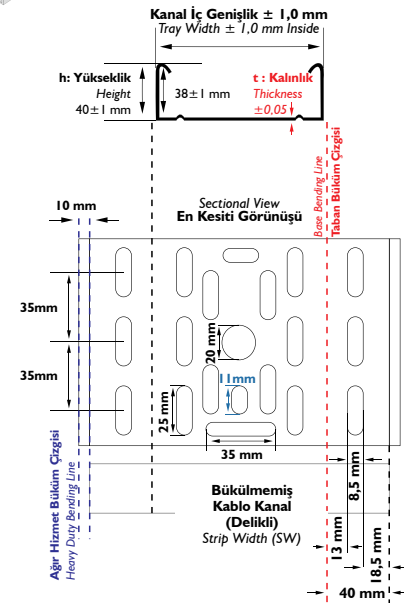

ATK

Ağır Hizmet Tipi Kablo Kanalları Heavy duty Type Cable Trays

Kategoriler Categories	Sayfa No Page No	İNDEKS / INDEX
h:40	ATK 01	Ağır Hizmet Tipi Kablo Kanalı ve Ek Elemanı / Heavy Duty Type Cable Trays and Joint Pieces
	ATK 02	Ağır Hizmet Tipi Dönüş Elemanları Yatay 90° -T Dönüş - Dörtlü Dönüş / Horizontal Bends Bends 90° -Tee Branches - Crossing
	ATK 03	Ağır Hizmet Tipi Dönüş Elemanları Radüs 300 / Horizontal Bends Radius 300
	ATK 04	Ağır Hizmet Tipi Dönüş Elemanları Radüs 450 / Horizontal Bends Radius 450
	ATK 05	Ağır Hizmet Tipi Dönüş Elemanları Radüs 600 / Horizontal Bends Radius 600
	ATK 06	Ağır Hizmet Tipi Dönüş Elemanları 135° - İç-Dış Bükey / Heavy Duty Type 135°Bends - Vertical Inside and Outside Bends
	ATK 07	Z Tip Redüksiyon Sol-Sağ-Ortadan / Z Type Reducer Left-Right-Center
h:50	ATK 08	Ağır Hizmet Tipi Kablo Kanalı ve Ek Elemanı / Heavy Duty Type Cable Trays and Joint Pieces
	ATK 09	Ağır Hizmet Tipi Dönüş Elemanları Yatay 90° -T Dönüş - Dörtlü Dönüş / Horizontal Bends Bends 90° -Tee Branches - Crossing
	ATK 10	Ağır Hizmet Tipi Dönüş Elemanları Radüs 300 / Horizontal Bends Radius 300
	ATK 11	Ağır Hizmet Tipi Dönüş Elemanları Radüs 450 / Horizontal Bends Radius 450
	ATK 12	Ağır Hizmet Tipi Dönüş Elemanları Radüs 600 / Horizontal Bends Radius 600
	ATK 13	Ağır Hizmet Tipi Dönüş Elemanları 135° - İç-Dış Bükey / Heavy Duty Type 135°Bends - Vertical Inside and Outside Bends
	ATK 14	Z Tip Redüksiyon Sol-Sağ-Ortadan / Z Type Reducer Left-Right-Center
h:60	ATK 15	Ağır Hizmet Tipi Kablo Kanalı ve Ek Elemanı / Heavy Duty Type Cable Trays and Joint Pieces
	ATK 16	Ağır Hizmet Tipi Dönüş Elemanları Yatay 90° -T Dönüş - Dörtlü Dönüş / Horizontal Bends Bends 90° -Tee Branches - Crossing
	ATK 17	Ağır Hizmet Tipi Dönüş Elemanları Radüs 300 / Horizontal Bends Radius 300
	ATK 18	Ağır Hizmet Tipi Dönüş Elemanları Radüs 450 / Horizontal Bends Radius 450
	ATK 19	Ağır Hizmet Tipi Dönüş Elemanları Radüs 600 / Horizontal Bends Radius 600
	ATK 20	Ağır Hizmet Tipi Dönüş Elemanları 135° - İç-Dış Bükey / Heavy Duty Type 135°Bends - Vertical Inside and Outside Bends
	ATK 21	Z Tip Redüksiyon Sol-Sağ-Ortadan / Z Type Reducer Left-Right-Center
h:100	ATK 22	Ağır Hizmet Tipi Kablo Kanalı ve Ek Elemanı / Heavy Duty Type Cable Trays and Joint Pieces
	ATK 23	Ağır Hizmet Tipi Dönüş Elemanları Yatay 90° -T Dönüş - Dörtlü Dönüş / Horizontal Bends Bends 90° -Tee Branches - Crossing
	ATK 24	Ağır Hizmet Tipi Dönüş Elemanları Radüs 300 / Horizontal Bends Radius 300
	ATK 25	Ağır Hizmet Tipi Dönüş Elemanları Radüs 450 / Horizontal Bends Radius 450
	ATK 26	Ağır Hizmet Tipi Dönüş Elemanları Radüs 600 / Horizontal Bends Radius 600
	ATK 27	Ağır Hizmet Tipi Dönüş Elemanları 135° - İç-Dış Bükey / Heavy Duty Type 135°Bends - Vertical Inside and Outside Bends
	ATK 28	Z Tip Redüksiyon Sol-Sağ-Ortadan / Z Type Reducer Left-Right-Center
h:150	ATK 29	Ağır Hizmet Tipi Kablo Kanalı ve Ek Elemanı / Heavy Duty Type Cable Trays and Joint Pieces
	ATK 30	Ağır Hizmet Tipi Dönüş Elemanları Yatay 90° -T Dönüş - Dörtlü Dönüş / Horizontal Bends Bends 90° -Tee Branches - Crossing
	ATK 31	Ağır Hizmet Tipi Dönüş Elemanları Radüs 300 / Horizontal Bends Radius 300
	ATK 32	Ağır Hizmet Tipi Dönüş Elemanları Radüs 450 / Horizontal Bends Radius 450
	ATK 33	Ağır Hizmet Tipi Dönüş Elemanları Radüs 600 / Horizontal Bends Radius 600
	ATK 34	Ağır Hizmet Tipi Dönüş Elemanları 135° - İç-Dış Bükey / Heavy Duty Type 135°Bends - Vertical Inside and Outside Bends
	ATK 35	Z Tip Redüksiyon Sol-Sağ-Ortadan / Z Type Reducer Left-Right-Center

Sipariş Kodu (Order Code)	w (mm)	h (mm)	t (mm)	Kg/Mt (Kg/Mt)
AP-05A.08	50	40	0,80	0,904
AP-05A.10	50	40	1,00	1,130
AP-05A.12	50	40	1,20	1,356
AP-05A.15	50	40	1,50	1,696
AP-05A.20	50	40	2,00	2,034
AP-07A.08	70	40	0,80	1,030
AP-07A.10	70	40	1,00	1,287
AP-07A.12	70	40	1,20	1,545
AP-07A.15	70	40	1,50	1,931
AP-07A.20	70	40	2,00	2,317
AP-10A.08	100	40	0,80	1,218
AP-10A.10	100	40	1,00	1,523
AP-10A.12	100	40	1,20	1,827
AP-10A.15	100	40	1,50	2,284
AP-10A.20	100	40	2,00	2,741
AP-12A.08	120	40	0,80	1,344
AP-12A.10	120	40	1,00	1,680
AP-12A.12	120	40	1,20	2,016
AP-12A.15	120	40	1,50	2,520
AP-12A.20	120	40	2,00	3,024
AP-15A.08	150	40	0,80	1,532
AP-15A.10	150	40	1,00	1,915
AP-15A.12	150	40	1,20	2,298
AP-15A.15	150	40	1,50	2,873
AP-15A.20	150	40	2,00	3,447
AP-20A.08	200	40	0,80	1,846
AP-20A.10	200	40	1,00	2,308
AP-20A.12	200	40	1,20	2,769
AP-20A.15	200	40	1,50	3,462
AP-20A.20	200	40	2,00	4,154
AP-25A.12	250	40	1,20	3,240
AP-25A.15	250	40	1,50	4,051
AP-25A.20	250	40	2,00	4,861
AP-30A.12	300	40	1,20	3,711
AP-30A.15	300	40	1,50	4,639
AP-30A.20	300	40	2,00	5,567
AP-40A.15	400	40	1,50	5,817
AP-40A.20	400	40	2,00	6,980
AP-50A.15	500	40	1,50	6,994
AP-50A.20	500	40	2,00	8,393
AP-60A.15	600	40	1,50	8,172
AP-60A.20	600	40	2,00	9,806

AĞIR HİZMET TİPİ KABLO KANALLARI
HEAVY DUTY TYPE CABLE TRAYS



'm' Destekler Arası Mesafe
'm' Span Between Supports

Kilogram Olarak Müsade
Edilen Kablo Kanalı Yüklü
Cable Tray Load in Kg

Sipariş Kodu (Order Code)	w (mm)	h (mm)	t (mm)	L (mm)	Kg/Adet (Kg/Pcs.)
AP-KNI-04.12	15	42	1,20	174	0,093

EK ELEMANI
JOINT PIECE

AÇIKLAMALAR / INSTRUCTIONS :

NOT: Ölçü toleransı ± 3 mm'dir.

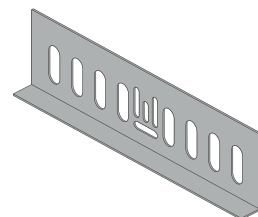
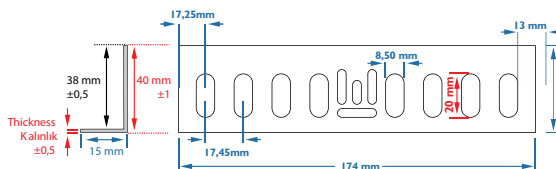
! Belirtilen ağırlıklar kesim ağırlıklarıdır.

! Metrik 8 civata ve somun kullanımına uygundur.

NOTE: The dimension tolerance in perforated cable trays is ± 3 mm

! The indicated weights are the weights before fabrication.

! Convenient for M8 bolt and nut usage.



Sipariş Kodu (Order Code)	a, b (mm)	h (mm)	t (mm)	Kg/Adet (Kg/Pcs.)
AP-YDA105	55	41	1,20	0,404
AP-YDA107	75	41	1,20	0,444
AP-YDA110	105	41	1,20	0,697
AP-YDA112	125	41	1,20	0,809
AP-YDA115	155	41	1,20	0,977
AP-YDA120	205	41	1,20	1,304
AP-YDA125	255	41	1,20	1,678
AP-YDA130	305	41	1,50	2,624
AP-YDA140	405	41	1,50	3,853
AP-YDA150	505	41	1,50	5,318
AP-YDA160	605	41	1,50	7,018

► AÇIKLAMALAR / INSTRUCTIONS :

NOT: DÖNÜŞ MODÜLLERİNDEKİ ÖZEL UYGULAMALAR İÇİN ÖRNEK SİPARİŞ h:40mm a:100mm b:200mm "90° Yatay Dönüş"

NOTE: The example order for special applications in bend modules.
h:40mm. a:100mm b:200mm Bend 90°.

Sipariş Kodu (Order Code)	a, b, c (mm)	h (mm)	t (mm)	Kg/Adet (Kg/Pcs.)
AP-TDA205	55	41	1,20	0,530
AP-TDA207	75	41	1,20	0,576
AP-TDA210	105	41	1,20	0,867
AP-TDA212	125	41	1,20	0,991
AP-TDA215	155	41	1,20	1,177
AP-TDA220	205	41	1,20	1,535
AP-TDA225	255	41	1,20	1,939
AP-TDA230	305	41	1,50	2,990
AP-TDA240	405	41	1,50	4,298
AP-TDA250	505	41	1,50	5,839
AP-TDA260	605	41	1,50	7,618

► AÇIKLAMALAR / INSTRUCTIONS :

NOT: DÖNÜŞ MODÜLLERİNDEKİ ÖZEL UYGULAMALAR İÇİN ÖRNEK SİPARİŞ h:40mm a:300mm b:200mm c:300mm "T" DÖNÜŞ

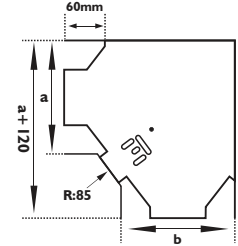
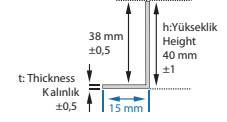
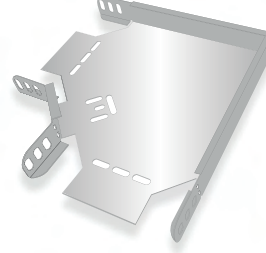
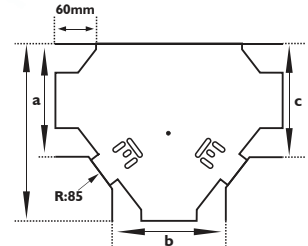
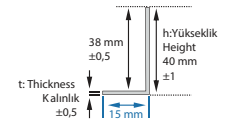
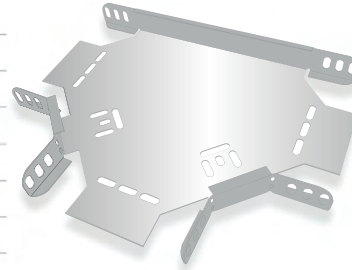
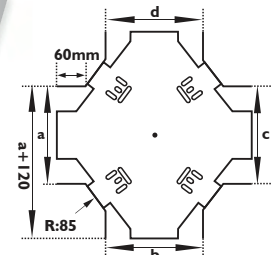
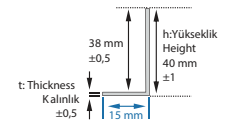

NOTE: The example order for special applications in bend modules.
h:40mm. a:100mm b:200mm c:300mm "Tee branch".

Sipariş Kodu (Order Code)	a, b, c, d (mm)	h (mm)	t (mm)	Kg/Adet (Kg/Pcs.)
AP-DDA305	55	41	1,20	0,647
AP-DDA307	75	41	1,20	0,697
AP-DDA310	105	41	1,20	1,077
AP-DDA312	125	41	1,20	1,214
AP-DDA315	155	41	1,20	1,419
AP-DDA320	205	41	1,20	1,775
AP-DDA325	255	41	1,20	2,244
AP-DDA330	305	41	1,50	3,409
AP-DDA340	405	41	1,50	4,793
AP-DDA350	505	41	1,50	6,414
AP-DDA360	605	41	1,50	8,269

► AÇIKLAMALAR / INSTRUCTIONS :

NOT: DÖNÜŞ MODÜLLERİNDEKİ ÖZEL UYGULAMALAR İÇİN ÖRNEK SİPARİŞ h:40mm a:300mm b:200mm c:300mm d:200mm "Dörtlü" DÖNÜŞ

NOTE: The example order for special applications in bend modules.
h:40mm. a:100mm b:200mm c:300mm d:200mm "crossing"

AĞIR HİZMET TİPİ 90° DÖNÜŞ ELEMANLARI
 HEAVY DUTY TYPE 90° BENDS

AĞIR HİZMET TİPİ T DÖNÜŞ ELEMANLARI
 HEAVY DUTY TYPE TEE-BRANCHES

AĞIR HİZMET TİPİ DÖRTLÜ BAĞLANTILAR
 HEAVY DUTY TYPE CROSSINGS

AÇIKLAMALAR / INSTRUCTIONS : Ekstra / Extra

Tüm dönüş uygulamaları, Metrik 8 civata ve somun kullanımına uygundur. Belirtilen ağırlıklar kesim ağırlıklarıdır.

All the bend implementation are convenient for M8 bolt and Nut usage. The indicated weights are the weights before fabrication.

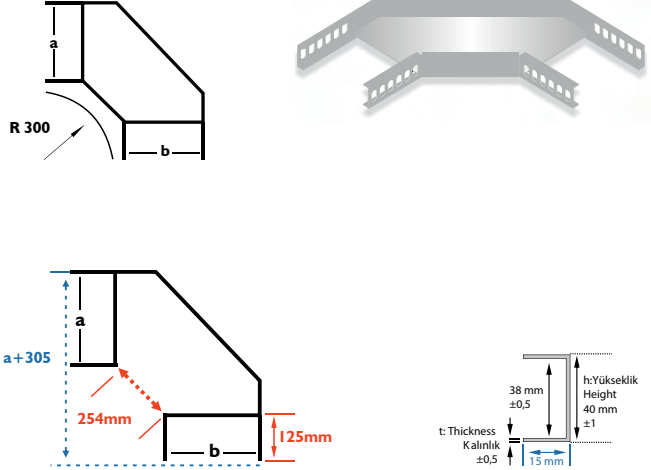
Sipariş Kodu (Order Code)	a, b (mm)	h (mm)	t (mm)	Kg/Adet (Kg/Pcs.)
AP-YDA105/300	55	41	1,50	1,101
AP-YDA107/300	75	41	1,50	1,207
AP-YDA110/300	105	41	1,50	1,396
AP-YDA112/300	125	41	1,50	1,529
AP-YDA115/300	155	41	1,50	1,739
AP-YDA120/300	205	41	1,50	2,132
AP-YDA125/300	255	41	1,50	2,536
AP-YDA130/300	305	41	2,00	3,681
AP-YDA140/300	405	41	2,00	5,043
AP-YDA150/300	505	41	2,00	6,622
AP-YDA160/300	605	41	2,00	7,885

► AÇIKLAMALAR / INSTRUCTIONS :

NOT: DÖNÜŞ MODÜLLERİNDEKİ ÖZEL UYGULAMALAR İÇİN ÖRNEK
SİPARİŞ h:40mm a:100mm b:200mm "90° Yatay Dönüş"

NOTE: The example order for special applications in bend modules.
h:40mm. a:100mm b:200mm Bend 90°.

RADUS 300 AĞIR HİZMET TİPİ 90° DÖNÜŞ ELEMANLARI
HEAVY DUTY TYPE 90° BENDS



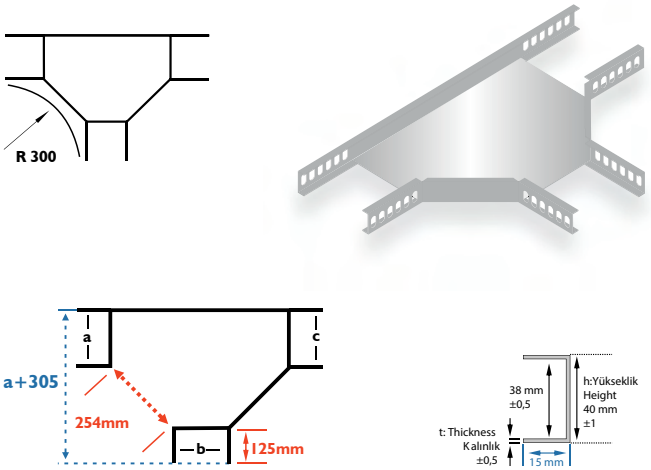
Sipariş Kodu (Order Code)	a, b, c (mm)	h (mm)	t (mm)	Kg/Adet (Kg/Pcs.)
AP-TDA205/300	55	41	1,50	2,499
AP-TDA207/300	75	41	1,50	2,654
AP-TDA210/300	105	41	1,50	2,896
AP-TDA212/300	125	41	1,50	3,062
AP-TDA215/300	155	41	1,50	3,762
AP-TDA220/300	205	41	1,50	3,886
AP-TDA225/300	255	41	1,50	4,921
AP-TDA230/300	305	41	2,00	5,674
AP-TDA240/300	405	41	2,00	6,960
AP-TDA250/300	505	41	2,00	8,339
AP-TDA260/300	605	41	2,00	9,284

► AÇIKLAMALAR / INSTRUCTIONS :

NOT: DÖNÜŞ MODÜLLERİNDEKİ ÖZEL UYGULAMALAR İÇİN ÖRNEK
SİPARİŞ h:40mm a:300mm b:200mm c:300mm "T" DÖNÜŞ

NOTE: The example order for special applications in bend modules.
h:40mm. a:100mm b:200mm c:300mm "Tee branch".

RADUS 300 AĞIR HİZMET TİPİ T DÖNÜŞ ELEMANLARI
HEAVY DUTY TYPE TEE BRANCHES



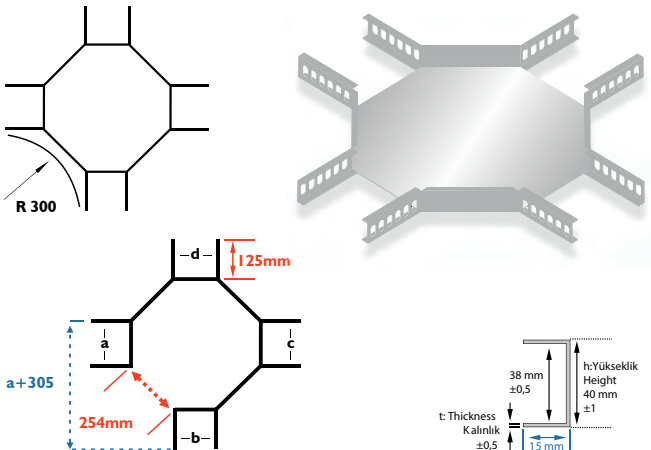
Sipariş Kodu (Order Code)	a, b, c, d (mm)	h (mm)	t (mm)	Kg/Adet (Kg/Pcs.)
AP-DDA305/300	55	41	1,50	2,917
AP-DDA307/300	75	41	1,50	3,071
AP-DDA310/300	105	41	1,50	3,434
AP-DDA312/300	125	41	1,50	3,657
AP-DDA315/300	155	41	1,50	4,010
AP-DDA320/300	205	41	1,50	4,644
AP-DDA325/300	255	41	1,50	5,338
AP-DDA330/300	305	41	2,00	7,308
AP-DDA340/300	405	41	2,00	9,326
AP-DDA350/300	505	41	2,00	11,626
AP-DDA360/300	605	41	2,00	14,210

► AÇIKLAMALAR / INSTRUCTIONS :

NOT: DÖNÜŞ MODÜLLERİNDEKİ ÖZEL UYGULAMALAR İÇİN ÖRNEK
SİPARİŞ h:40mm a:300mm b:200mm c:300mm d:200mm "Dörtlü" DÖNÜŞ

NOTE: The example order for special applications in bend modules.
h:40mm. a:100mm b:200mm c:300mm d:200mm "crossing"

RADUS 300 AĞIR HİZMET TİPİ DÖRTLÜ BAĞLANTILAR
HEAVY DUTY TYPE CROSSINGS



AÇIKLAMALAR / INSTRUCTIONS : Ekstra / Extra

Tüm dönüş uygulamaları, Metrik 8 civata ve somun kullanımına uygundur.
Belirtilen ağırlıklar kesim ağırlıklarıdır.

All the bend implementation are convenient for M8 bolt and Nut usage.
The indicated weights are the weights before fabrication.

Sipariş Kodu (Order Code)	a, b (mm)	h (mm)	t (mm)	Kg/Adet (Kg/Pcs.)
AP-YDAI05/450	55	41	1,50	1,273
AP-YDAI07/450	75	41	1,50	1,407
AP-YDAI10/450	105	41	1,50	1,637
AP-YDAI12/450	125	41	1,50	1,798
AP-YDAI15/450	155	41	1,50	2,049
AP-YDAI20/450	205	41	1,50	2,510
AP-YDAI25/450	255	41	1,50	2,984
AP-YDAI30/450	305	41	2,00	4,301
AP-YDAI40/450	405	41	2,00	5,828
AP-YDAI50/450	505	41	2,00	7,572
AP-YDAI60/450	605	41	2,00	9,001

► AÇIKLAMALAR / INSTRUCTIONS :

NOT: DÖNÜŞ MODÜLLERİNDEKİ ÖZEL UYGULAMALAR İÇİN ÖRNEK SİPARİŞ h:40mm a:100mm b:200mm "90° Yatay Dönüş"

NOTE: The example order for special applications in bend modules.
h:40mm. a:100mm b:200mm Bend 90°.

Sipariş Kodu (Order Code)	a, b, c (mm)	h (mm)	t (mm)	Kg/Adet (Kg/Pcs.)
AP-TDA205/450	55	41	1,50	3,655
AP-TDA207/450	75	41	1,50	3,869
AP-TDA210/450	105	41	1,50	4,198
AP-TDA212/450	125	41	1,50	4,423
AP-TDA215/450	155	41	1,50	5,357
AP-TDA220/450	205	41	1,50	5,480
AP-TDA225/450	255	41	1,50	6,807
AP-TDA230/450	305	41	2,00	7,938
AP-TDA240/450	405	41	2,00	9,574
AP-TDA250/450	505	41	2,00	11,304
AP-TDA260/450	605	41	2,00	12,599

► AÇIKLAMALAR / INSTRUCTIONS :

NOT: DÖNÜŞ MODÜLLERİNDEKİ ÖZEL UYGULAMALAR İÇİN ÖRNEK SİPARİŞ h:40mm a:300mm b:200mm c:300mm "T" DÖNÜŞ

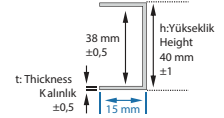
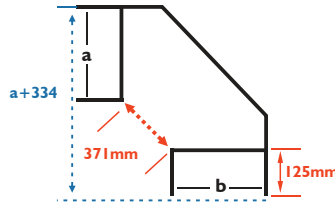

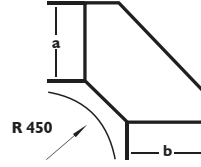
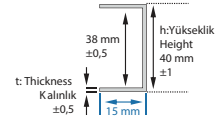
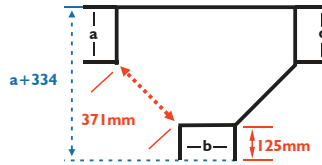

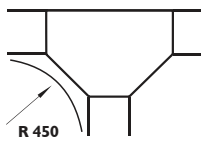
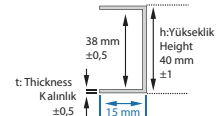
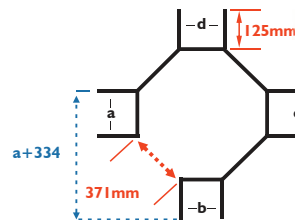

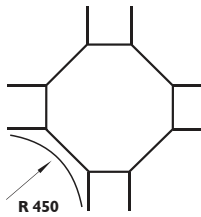
NOTE: The example order for special applications in bend modules.
h:40mm. a:100mm b:200mm c:300mm "Tee branch".

Sipariş Kodu (Order Code)	a, b, c, d (mm)	h (mm)	t (mm)	Kg/Adet (Kg/Pcs.)
AP-DDA305/450	55	41	1,50	4,378
AP-DDA307/450	75	41	1,50	4,656
AP-DDA310/450	105	41	1,50	5,090
AP-DDA312/450	125	41	1,50	5,391
AP-DDA315/450	155	41	1,50	5,860
AP-DDA320/450	205	41	1,50	6,689
AP-DDA325/450	255	41	1,50	7,576
AP-DDA330/450	305	41	2,00	10,228
AP-DDA340/450	405	41	2,00	12,712
AP-DDA350/450	505	41	2,00	15,478
AP-DDA360/450	605	41	2,00	18,528

► AÇIKLAMALAR / INSTRUCTIONS :

NOT: DÖNÜŞ MODÜLLERİNDEKİ ÖZEL UYGULAMALAR İÇİN ÖRNEK SİPARİŞ h:40mm a:300mm b:200mm c:300mm d:200mm "Dörtlü Dönüş"

NOTE: The example order for special applications in bend modules.
h:40mm. a:100mm b:200mm c:300mm d:200mm "crossing"

RADUS 450 AĞIR HİZMET TİPİ 90° DÖNÜŞ ELEMANLARI
 HEAVY DUTY TYPE 90° BENDS

RADUS 450 AĞIR HİZMET TİPİ T DÖNÜŞ ELEMANLARI
 HEAVY DUTY TYPE TEE BRANCHES

RADUS 450 AĞIR HİZMET TİPİ DÖRTLÜ BAĞLANTILAR
 HEAVY DUTY TYPE CROSSINGS

AÇIKLAMALAR / INSTRUCTIONS : Ekstra / Extra

Tüm dönüş uygulamaları, Metrik 8 civata ve somun kullanımına uygundur. Belirtilen ağırlıklar kesim ağırlıklarıdır.

All the bend implementation are convenient for M8 bolt and Nut usage. The indicated weights are the weights before fabrication.

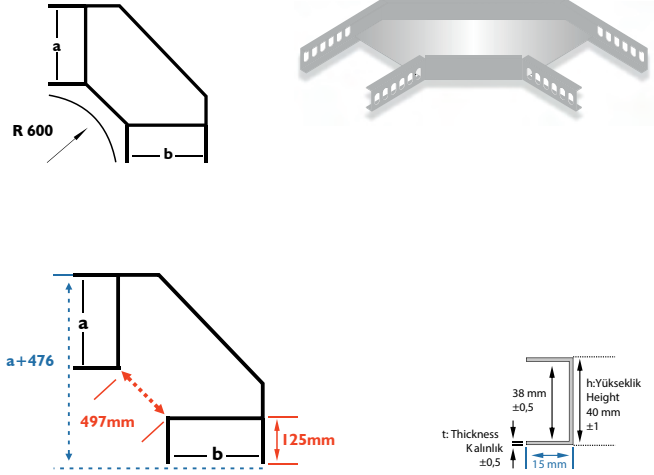
Sipariş Kodu (Order Code)	a, b (mm)	h (mm)	t (mm)	Kg/Adet (Kg/Pcs.)
AP-YDA105/600	55	41	1,50	1,459
AP-YDA107/600	75	41	1,50	1,622
AP-YDA110/600	105	41	1,50	1,897
AP-YDA112/600	125	41	1,50	2,087
AP-YDA115/600	155	41	1,50	2,362
AP-YDA120/600	205	41	1,50	2,884
AP-YDA125/600	255	41	1,50	3,432
AP-YDA130/600	305	41	2,00	4,928
AP-YDA140/600	405	41	2,00	6,592
AP-YDA150/600	505	41	2,00	8,514
AP-YDA160/600	605	41	2,00	10,120

► AÇIKLAMALAR / INSTRUCTIONS :

NOT: DÖNÜŞ MODÜLLERİNDEKİ ÖZEL UYGULAMALAR İÇİN ÖRNEK SİPARİŞ h:40mm a:100mm b:200mm "90° Yatay Dönüş"

NOTE: The example order for special applications in bend modules.
h:40mm. a:100mm b:200mm Bend 90°.

RADUS 600 AĞIR HİZMET TİPİ 90° DÖNÜŞ ELEMANLARI
HEAVY DUTY TYPE 90° BENDS



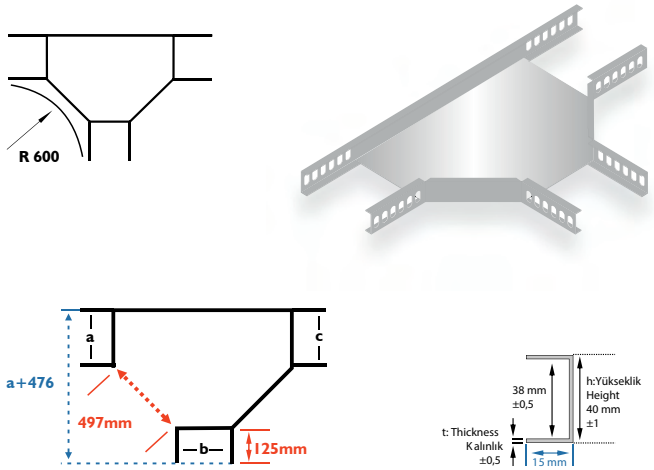
Sipariş Kodu (Order Code)	a, b, c (mm)	h (mm)	t (mm)	Kg/Adet (Kg/Pcs.)
AP-TDA205/600	55	41	1,50	5,206
AP-TDA207/600	75	41	1,50	5,482
AP-TDA210/600	105	41	1,50	5,903
AP-TDA212/600	125	41	1,50	6,189
AP-TDA215/600	155	41	1,50	7,369
AP-TDA220/600	205	41	1,50	7,492
AP-TDA225/600	255	41	1,50	9,127
AP-TDA230/600	305	41	2,00	10,721
AP-TDA240/600	405	41	2,00	12,726
AP-TDA250/600	505	41	2,00	14,824
AP-TDA260/600	605	41	2,00	16,489

► AÇIKLAMALAR / INSTRUCTIONS :

NOT: DÖNÜŞ MODÜLLERİNDEKİ ÖZEL UYGULAMALAR İÇİN ÖRNEK SİPARİŞ h:40mm a:300mm b:200mm c:300mm "T" DÖNÜŞ

NOTE: The example order for special applications in bend modules.
h:40mm. a:100mm b:200mm c:300mm "Tee branch".

RADUS 600 AĞIR HİZMET TİPİ T DÖNÜŞ ELEMANLARI
HEAVY DUTY TYPE TEE BRANCHES



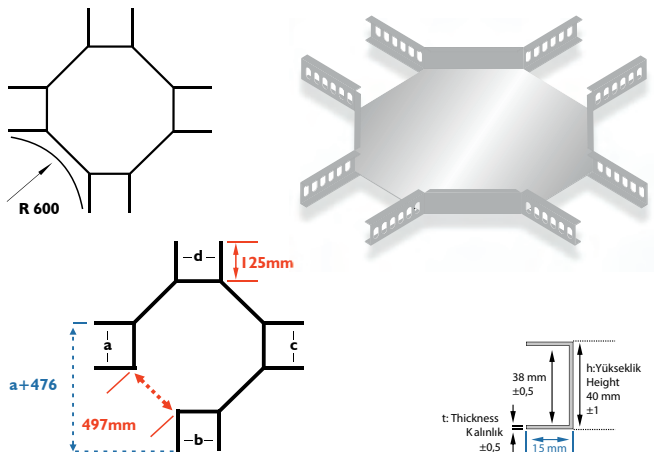
Sipariş Kodu (Order Code)	a, b, c, d (mm)	h (mm)	t (mm)	Kg/Adet (Kg/Pcs.)
AP-DDA305/600	55	41	1,50	6,327
AP-DDA307/600	75	41	1,50	6,689
AP-DDA310/600	105	41	1,50	7,249
AP-DDA312/600	125	41	1,50	7,634
AP-DDA315/600	155	41	1,50	8,230
AP-DDA320/600	205	41	1,50	9,270
AP-DDA325/600	255	41	1,50	10,368
AP-DDA330/600	305	41	2,00	13,831
AP-DDA340/600	405	41	2,00	16,821
AP-DDA350/600	505	41	2,00	20,093
AP-DDA360/600	605	41	2,00	23,648

► AÇIKLAMALAR / INSTRUCTIONS :

NOT: DÖNÜŞ MODÜLLERİNDEKİ ÖZEL UYGULAMALAR İÇİN ÖRNEK SİPARİŞ h:40mm a:300mm b:200mm c:300mm d:200mm "Dörtlü" DÖNÜŞ

NOTE: The example order for special applications in bend modules.
h:40mm. a:100mm b:200mm c:300mm d:200mm "crossing"

RADUS 600 AĞIR HİZMET TİPİ DÖRTLÜ BAĞLANTILAR
HEAVY DUTY TYPE CROSSINGS



AÇIKLAMALAR / INSTRUCTIONS : Ekstra / Extra

Tüm dönüş uygulamaları, Metrik 8 civata ve somun kullanımına uygundur. Belirtilen ağırlıklar kesim ağırlıklarıdır.

All the bend implementation are convenient for M8 bolt and Nut usage. The indicated weights are the weights before fabrication.

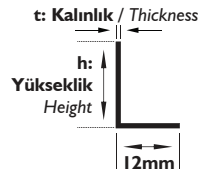
Sipariş Kodu (Order Code)	a (mm)	b (mm)	c (mm)	h (mm)	t (mm)	Kg/Adet (Kg/Pcs.)
AP-YDA105/135	55	115	105	41	1,50	1,242
AP-YDA107/135	75	135	115	41	1,50	1,337
AP-YDA110/135	105	165	130	41	1,50	1,500
AP-YDA112/135	125	185	140	41	1,50	1,631
AP-YDA115/135	155	215	155	41	1,50	1,827
AP-YDA120/135	205	265	180	41	1,50	2,029
AP-YDA125/135	255	315	205	41	1,50	2,337
AP-YDA130/135	305	365	230	41	2,00	3,088
AP-YDA140/135	405	465	285	41	2,00	3,857
AP-YDA150/135	505	565	335	41	2,00	4,686
AP-YDA160/135	605	665	385	41	2,00	5,579

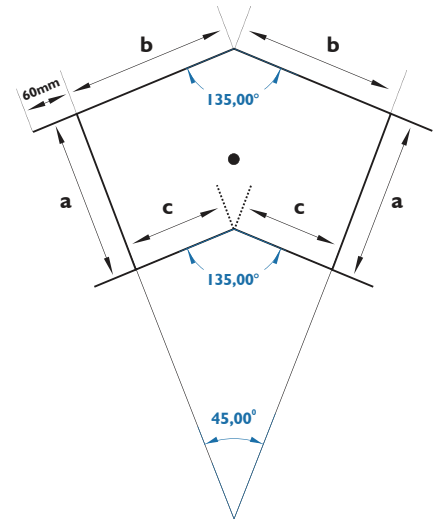
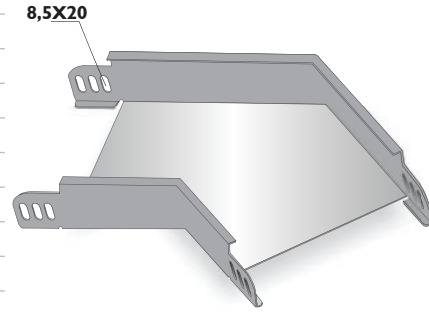
► AÇIKLAMALAR / INSTRUCTIONS :
NOT: Lütfen siparişlerinizde 135° dönüş tipini ve sipariş kodunu belirtiniz.

! Metrik 8 cıvata ve somun kullanımına uygundur. Belirtilen ağırlıklar kesim ağırlıklarıdır.

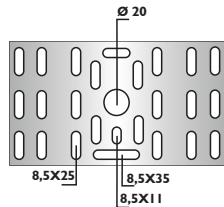
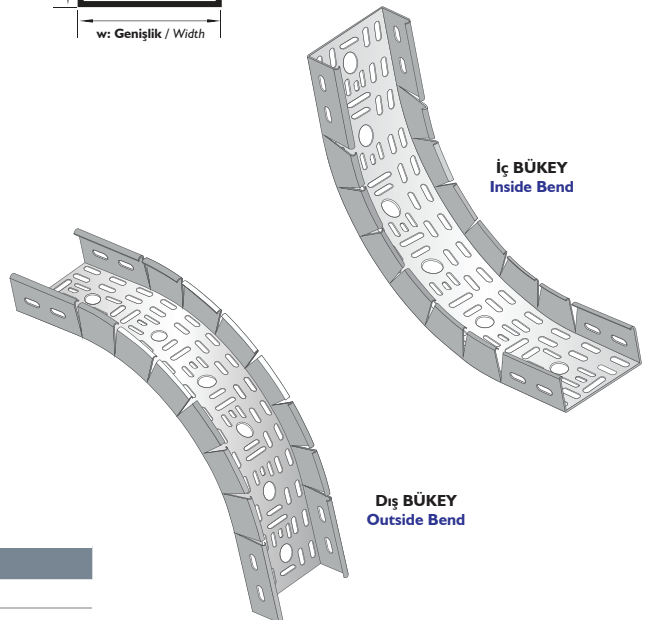
NOTE: Please indicate the 135° Bend type and order code.

! M8 bolt and Nut usage. The indicated weights are the weights before fabrication.


 a : Genişlik / Width
 b : Dış Kenar / Periphery
 c : İç Kenar / Inner Edge

135° DÖNÜŞ ELEMANLARI
 135° BENDS


Sipariş Kodu (Order Code)	w (mm)	h (mm)	t (mm)	Kg/Adet (Kg/Pcs.)
AP-BA505	50	40	1,00	0,904
AP-BA507	70	40	1,00	1,030
AP-BA510	100	40	1,00	1,218
AP-BA512	120	40	1,00	1,344
AP-BA515	150	40	1,20	1,839
AP-BA520	200	40	1,20	2,216
AP-BA525	250	40	1,20	3,240
AP-BA530	300	40	1,50	3,711
AP-BA540	400	40	1,50	4,653
AP-BA550	500	40	1,50	5,595
AP-BA560	600	40	1,50	6,537

İÇ VE DIŞ BÜKEY ELEMANLARI
 VERTICAL INSIDE AND OUTSIDE BENDS

►► AÇIKLAMALAR / INSTRUCTIONS :
NOT: Lütfen siparişlerinizde bükey tipini ve sipariş kodunu belirtiniz.

! Standart uzunluk 800mm. İsteğe bağlı olarak uzunluklar değişebilir.

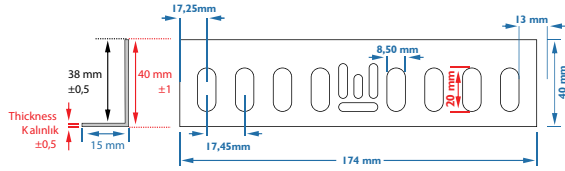
! Metrik 8 cıvata ve somun kullanımına uygundur. Belirtilen ağırlıklar kesim ağırlıklarıdır.

NOTE: Please indicate the vertical adjustable inside and outside bends type and order code.

! Standart Length is 800mm. On request the Lengths can change.

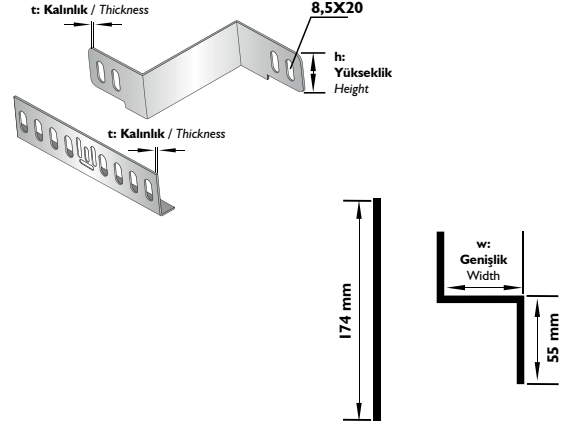
! M8 bolt and Nut usage. The indicated weights are the weights before fabrication.

Sipariş Kodu (Order Code)	w (mm)	h (mm)	t (mm)	Kg/Takım (Kg/Set)
AP-RZI-50	50	40	1,50	0,173
AP-RZI-100	100	40	1,50	0,197
AP-RZI-150	150	40	1,50	0,220
AP-RZI-200	200	40	1,50	0,244
AP-RZI-250	250	40	1,50	0,267
AP-RZI-300	300	40	1,50	0,291

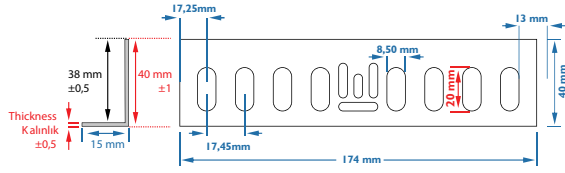


SOLA / LEFT

Z TİPİ REDÜKSİYONLAR SOLA
Z TYPE REDUCERS LEFT

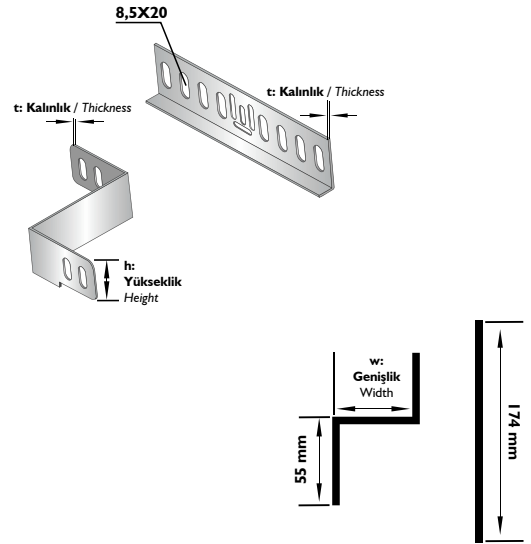


Sipariş Kodu (Order Code)	w (mm)	h (mm)	t (mm)	Kg/Takım (Kg/Set)
AP-RZI-50	50	40	1,50	0,173
AP-RZI-100	100	40	1,50	0,197
AP-RZI-150	150	40	1,50	0,220
AP-RZI-200	200	40	1,50	0,244
AP-RZI-250	250	40	1,50	0,267
AP-RZI-300	300	40	1,50	0,291



SAĞA / RIGHT

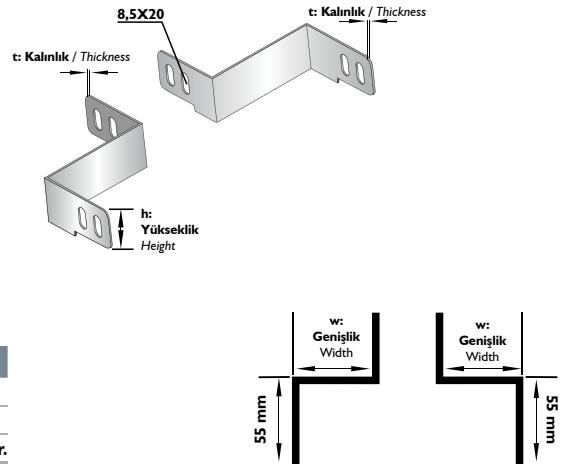
Z TİPİ REDÜKSİYONLAR SAĞA
Z TYPE REDUCERS RIGHT



Sipariş Kodu (Order Code)	w (mm)	h (mm)	t (mm)	Kg/Takım (Kg/Set)
AP-RZ2-25	25	40	1,50	0,137
AP-RZ2-50	50	40	1,50	0,160
AP-RZ2-100	100	40	1,50	0,207
AP-RZ2-150	150	40	1,50	0,254
AP-RZ2-200	200	40	1,50	0,301
AP-RZ2-250	250	40	1,50	0,349

ORTADAN / CENTER

Z TİPİ REDÜKSİYONLAR ORTADAN
Z TYPE REDUCERS CENTER



➤ AÇIKLAMALAR / INSTRUCTIONS :

NOT: Lütfen siparişlerinizde redüksiyon tipini ve "w" ölçüsünü belirtiniz.

! Özel ölçüler için lütfen 8armamız ile irtibata geçiniz.

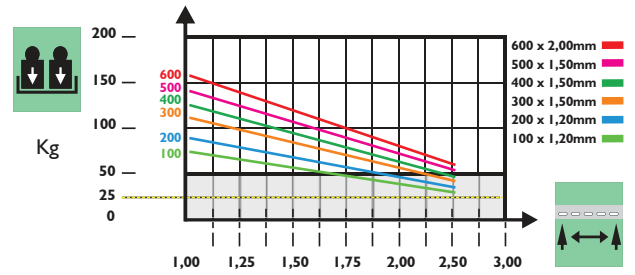
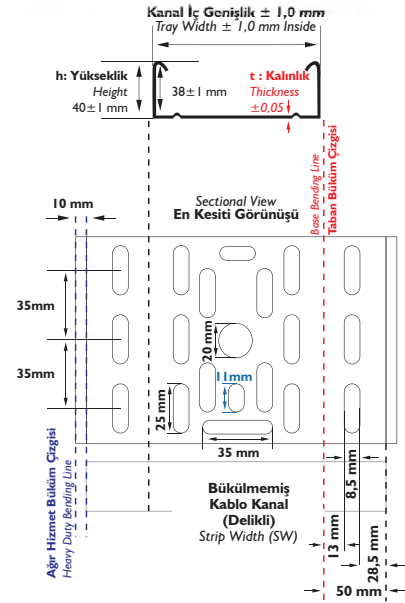
! Metrik 8 cıvata ve somun kullanımına uygundur. Belirtilen ağırlıklar kesim ağırlıklarıdır.

NOTE: Please assert the reduction type and "w" dimension.

! For special dimensions please contact our 8arm

! M8 bolt and Nut usage. The indicated weights are the weights before fabrication.

Sipariş Kodu (Order Code)	w (mm)	h (mm)	t (mm)	Kg/Mt (Kg/Mt)
AP-05HA.08	50	50	0,80	1,030
AP-05HA.10	50	50	1,00	1,287
AP-05HA.12	50	50	1,20	1,545
AP-05HA.15	50	50	1,50	1,931
AP-05HA.20	50	50	2,00	2,317
AP-07HA.08	70	50	0,80	1,156
AP-07HA.10	70	50	1,00	1,444
AP-07HA.12	70	50	1,20	1,733
AP-07HA.15	70	50	1,50	2,167
AP-07HA.20	70	50	2,00	2,599
AP-10HA.08	100	50	0,80	1,344
AP-10HA.10	100	50	1,00	1,680
AP-10HA.12	100	50	1,20	2,016
AP-10HA.15	100	50	1,50	2,520
AP-10HA.20	100	50	2,00	3,024
AP-12HA.08	120	50	0,80	1,470
AP-12HA.10	120	50	1,00	1,837
AP-12HA.12	120	50	1,20	2,204
AP-12HA.15	120	50	1,50	2,755
AP-12HA.20	120	50	2,00	3,379
AP-15HA.08	150	50	0,80	1,658
AP-15HA.10	150	50	1,00	2,078
AP-15HA.12	150	50	1,20	2,487
AP-15HA.15	150	50	1,50	3,109
AP-15HA.20	150	50	2,00	3,740
AP-20HA.08	200	50	0,80	1,972
AP-20HA.10	200	50	1,00	2,465
AP-20HA.12	200	50	1,20	2,958
AP-20HA.15	200	50	1,50	3,697
AP-20HA.20	200	50	2,00	4,437
AP-25HA.12	250	50	1,20	3,429
AP-25HA.15	250	50	1,50	4,286
AP-25HA.20	250	50	2,00	5,143
AP-30HA.12	300	50	1,20	3,900
AP-30HA.15	300	50	1,50	4,875
AP-30HA.20	300	50	2,00	5,800
AP-40HA.15	400	50	1,50	6,052
AP-40HA.20	400	50	2,00	7,263
AP-50HA.15	500	50	1,50	7,230
AP-50HA.20	500	50	2,00	8,676
AP-60HA.15	600	50	1,50	8,408
AP-60HA.20	600	50	2,00	10,090

AĞIR HİZMET TİPİ KABLO KANALLARI
 HEAVY DUTY TYPE CABLE TRAYS


 'm' Destekler Arası Mesafe
 'm' Span Between Supports


 Kilogram Olarak Müsade
 Edilen Kablo Kanalı Yüklü
 Cable Tray Load in Kg

Sipariş Kodu (Order Code)	w (mm)	h (mm)	t (mm)	L (mm)	Kg/Adet (Kg/Pcs.)
AP-KNI-05.12	15	52	1,20	174	0,110

EK ELEMANI
 JOINT PIECE

AÇIKLAMALAR / INSTRUCTIONS :

NOT: Ölçü toleransı ± 3 mm.'dir.

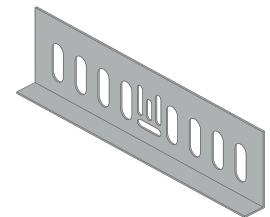
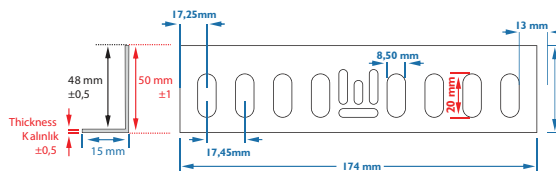
! Belirtilen ağırlıklar kesim ağırlıktandır.

! Metrik 8 civata ve somun kullanımına uygundur.

NOTE: The dimension tolerance in perforated cable trays is ±3 mm

! The indicated weights are the weights before fabrication.

! Convenient for M8 bolt and nut usage.



Sipariş Kodu (Order Code)	a, b (mm)	h (mm)	t (mm)	Kg/Adet (Kg/Pcs.)
AP-YDHA105	55	51	1,20	0,485
AP-YDHA107	75	51	1,20	0,622
AP-YDHA110	105	51	1,20	0,749
AP-YDHA112	125	51	1,20	0,865
AP-YDHA115	155	51	1,20	1,039
AP-YDHA120	205	51	1,20	1,375
AP-YDHA125	255	51	1,20	1,758
AP-YDHA130	305	51	1,50	2,736
AP-YDHA140	405	51	1,50	3,989
AP-YDHA150	505	51	1,50	5,477
AP-YDHA160	605	51	1,50	7,201

AÇIKLAMALAR / INSTRUCTIONS :

NOT: DÖNÜŞ MODÜLLERİNDEKİ ÖZEL UYGULAMALAR İÇİN ÖRNEK
SİPARİŞ h:40mm a:100mm b:200mm "90° Yatay Dönüş"

NOTE: The example order for special applications in bend modules.
h:40mm. a:100mm b:200mm Bend 90°.

Sipariş Kodu (Order Code)	a, b, c (mm)	h (mm)	t (mm)	Kg/Adet (Kg/Pcs.)
AP-TDHA205	55	51	1,20	0,624
AP-TDHA207	75	51	1,20	0,780
AP-TDHA210	105	51	1,20	0,898
AP-TDHA212	125	51	1,20	1,024
AP-TDHA215	155	51	1,20	1,214
AP-TDHA220	205	51	1,20	1,576
AP-TDHA225	255	51	1,20	1,986
AP-TDHA230	305	51	1,50	3,054
AP-TDHA240	405	51	1,50	4,373
AP-TDHA250	505	51	1,50	5,927
AP-TDHA260	605	51	1,50	7,717

AÇIKLAMALAR / INSTRUCTIONS :

NOT: DÖNÜŞ MODÜLLERİNDEKİ ÖZEL UYGULAMALAR İÇİN ÖRNEK
SİPARİŞ h:40mm a:300mm b:200mm c:300mm "T" DÖNÜŞ

NOTE: The example order for special applications in bend modules.
h:40mm. a:100mm b:200mm c:300mm "Tee branch".

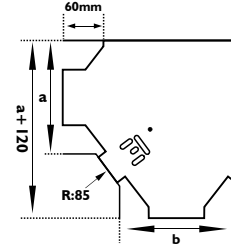
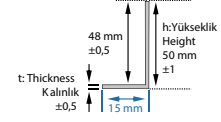
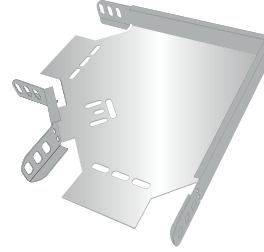
Sipariş Kodu (Order Code)	a, b, c, d (mm)	h (mm)	t (mm)	Kg/Adet (Kg/Pcs.)
AP-DDHA305	55	51	1,20	0,697
AP-DDHA307	75	51	1,20	0,749
AP-DDHA310	105	51	1,20	1,077
AP-DDHA312	125	51	1,20	1,214
AP-DDHA315	155	51	1,20	1,419
AP-DDHA320	205	51	1,20	1,775
AP-DDHA325	255	51	1,20	2,244
AP-DDHA330	305	51	1,50	3,409
AP-DDHA340	405	51	1,50	4,793
AP-DDHA350	505	51	1,50	6,414
AP-DDHA360	605	51	1,50	8,269

AÇIKLAMALAR / INSTRUCTIONS :

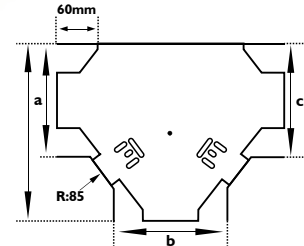
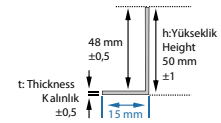
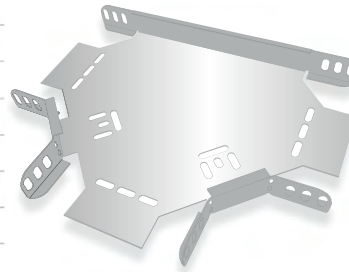
NOT: DÖNÜŞ MODÜLLERİNDEKİ ÖZEL UYGULAMALAR İÇİN ÖRNEK
SİPARİŞ h:40mm a:300mm b:200mm c:300mm d:200mm "Dörtlü" DÖNÜŞ

NOTE: The example order for special applications in bend modules.
h:40mm. a:100mm b:200mm c:300mm d:200mm "crossing"

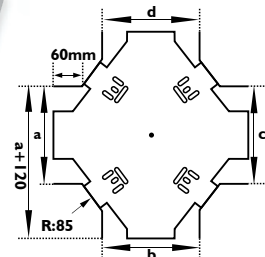
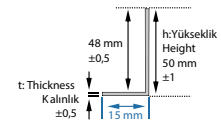

AĞIR HİZMET TİPİ 90° DÖNÜŞ ELEMANLARI
HEAVY DUTY TYPE 90° BENDS



AĞIR HİZMET TİPİ T DÖNÜŞ ELEMANLARI
HEAVY DUTY TYPE TEE-BRANCHES



AĞIR HİZMET TİPİ DÖRTLÜ BAĞLANTILAR
HEAVY DUTY TYPE CROSSINGS



AÇIKLAMALAR / INSTRUCTIONS : Ekstra / Extra

Tüm dönüş uygulamaları, Metrik 8 civata ve somun kullanımına uygundur.
Belirtilen ağırlıklar kesim ağırlıklarıdır.

All the bend implementation are convenient for M8 bolt and Nut usage.
The indicated weights are the weights before fabrication.

Sipariş Kodu (Order Code)	a, b (mm)	h (mm)	t (mm)	Kg/Adet (Kg/Pcs.)
AP-YDHA105/300	55	51	1,50	1,230
AP-YDHA107/300	75	51	1,50	1,340
AP-YDHA110/300	105	51	1,50	1,535
AP-YDHA112/300	125	51	1,50	1,673
AP-YDHA115/300	155	51	1,50	1,888
AP-YDHA120/300	205	51	1,50	2,290
AP-YDHA125/300	255	51	1,50	3,704
AP-YDHA130/300	305	51	2,00	3,895
AP-YDHA140/300	405	51	2,00	5,280
AP-YDHA150/300	505	51	2,00	6,882
AP-YDHA160/300	605	51	2,00	8,169

► AÇIKLAMALAR / INSTRUCTIONS :

NOT: DÖNÜŞ MODÜLLERİNDEKİ ÖZEL UYGULAMALAR İÇİN ÖRNEK
SİPARİŞ h:40mm a:100mm b:200mm "90° Yatay Dönüş"

NOTE: The example order for special applications in bend modules.
h:40mm. a:100mm b:200mm Bend 90°.

Sipariş Kodu (Order Code)	a, b, c (mm)	h (mm)	t (mm)	Kg/Adet (Kg/Pcs.)
AP-TDHA205/300	55	51	1,50	2,696
AP-TDHA207/300	75	51	1,50	2,854
AP-TDHA210/300	105	51	1,50	3,099
AP-TDHA212/300	125	51	1,50	3,267
AP-TDHA215/300	155	51	1,50	3,977
AP-TDHA220/300	205	51	1,50	4,100
AP-TDHA225/300	255	51	1,50	5,147
AP-TDHA230/300	305	51	2,00	5,946
AP-TDHA240/300	405	51	2,00	7,246
AP-TDHA250/300	505	51	2,00	8,639
AP-TDHA260/300	605	51	2,00	9,598

► AÇIKLAMALAR / INSTRUCTIONS :

NOT: DÖNÜŞ MODÜLLERİNDEKİ ÖZEL UYGULAMALAR İÇİN ÖRNEK
SİPARİŞ h:40mm a:300mm b:200mm c:300mm "T" DÖNÜŞ

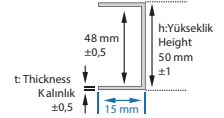
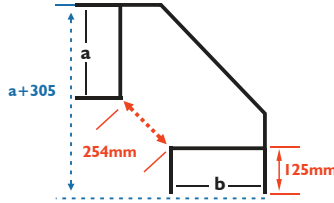

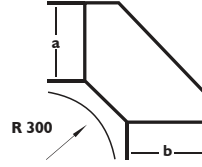
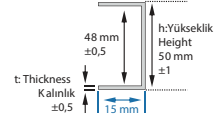
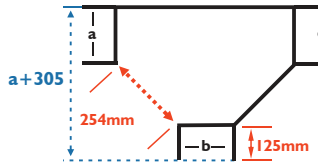

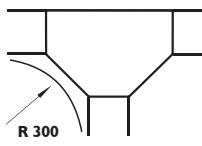
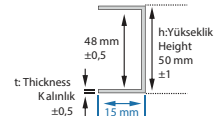
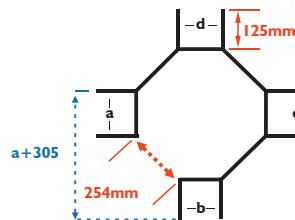

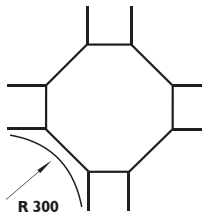
NOTE: The example order for special applications in bend modules.
h:40mm. a:100mm b:200mm c:300mm "Tee branch".

Sipariş Kodu (Order Code)	a, b, c, d (mm)	h (mm)	t (mm)	Kg/Adet (Kg/Pcs.)
AP-DDHA305/300	55	51	1,50	3,154
AP-DDHA307/300	75	51	1,50	3,308
AP-DDHA310/300	105	51	1,50	3,671
AP-DDHA312/300	125	51	1,50	3,894
AP-DDHA315/300	155	51	1,50	4,247
AP-DDHA320/300	205	51	1,50	4,882
AP-DDHA325/300	255	51	1,50	5,575
AP-DDHA330/300	305	51	2,00	7,593
AP-DDHA340/300	405	51	2,00	9,611
AP-DDHA350/300	505	51	2,00	11,911
AP-DDHA360/300	605	51	2,00	14,494

► AÇIKLAMALAR / INSTRUCTIONS :

NOT: DÖNÜŞ MODÜLLERİNDEKİ ÖZEL UYGULAMALAR İÇİN ÖRNEK
SİPARİŞ h:40mm a:300mm b:200mm c:300mm d:200mm "Dörtlü" DÖNÜŞ

NOTE: The example order for special applications in bend modules.
h:40mm. a:100mm b:200mm c:300mm d:200mm "crossing"

RADUS 300 AĞIR HİZMET TİPİ 90° DÖNÜŞ ELEMANLARI
 HEAVY DUTY TYPE 90° BENDS

RADUS 300 AĞIR HİZMET TİPİ T DÖNÜŞ ELEMANLARI
 HEAVY DUTY TYPE TEE BRANCHES

RADUS 300 AĞIR HİZMET TİPİ DÖRTLÜ BAĞLANTILAR
 HEAVY DUTY TYPE CROSSINGS

AÇIKLAMALAR / INSTRUCTIONS : Ekstra / Extra

Tüm dönüş uygulamaları, Metrik 8 civata ve somun kullanımına uygundur.
Belirtilen ağırlıklar kesim ağırlıklarıdır.

All the bend implementation are convenient for M8 bolt and Nut usage.
The indicated weights are the weights before fabrication.

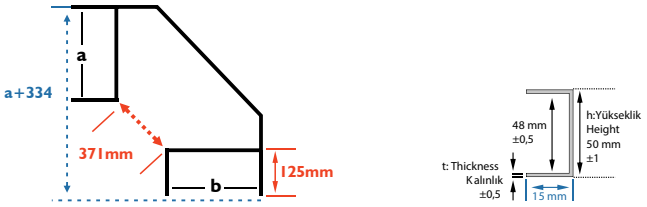

Sipariş Kodu (Order Code)	a, b (mm)	h (mm)	t (mm)	Kg/Adet (Kg/Pcs.)
AP-YDHA105/450	55	51	1,50	1,416
AP-YDHA107/450	75	51	1,50	1,554
AP-YDHA110/450	105	51	1,50	1,790
AP-YDHA112/450	125	51	1,50	1,955
AP-YDHA115/450	155	51	1,50	2,212
AP-YDHA120/450	205	51	1,50	2,683
AP-YDHA125/450	255	51	1,50	3,166
AP-YDHA130/450	305	51	2,00	4,532
AP-YDHA140/450	405	51	2,00	6,082
AP-YDHA150/450	505	51	2,00	7,849
AP-YDHA160/450	605	51	2,00	9,301

AÇIKLAMALAR / INSTRUCTIONS :

NOT: DÖNÜŞ MODÜLLERİNDEKİ ÖZEL UYGULAMALAR İÇİN ÖRNEK SİPARİŞ h:40mm a:100mm b:200mm "90° Yatay Dönüş"

NOTE: The example order for special applications in bend modules.
h:40mm. a:100mm b:200mm Bend 90°.

RADUS 450 AĞIR HİZMET TİPİ 90° DÖNÜŞ ELEMANLARI
HEAVY DUTY TYPE 90° BENDS



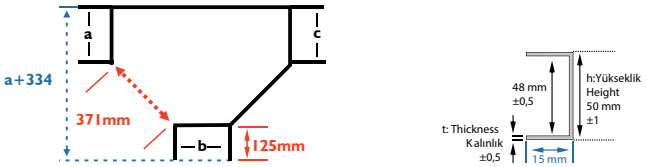

Sipariş Kodu (Order Code)	a, b, c (mm)	h (mm)	t (mm)	Kg/Adet (Kg/Pcs.)
AP-TDHA205/450	55	51	1,50	3,872
AP-TDHA207/450	75	51	1,50	4,088
AP-TDHA210/450	105	51	1,50	4,421
AP-TDHA212/450	125	51	1,50	4,647
AP-TDHA215/450	155	51	1,50	5,591
AP-TDHA220/450	205	51	1,50	5,714
AP-TDHA225/450	255	51	1,50	7,053
AP-TDHA230/450	305	51	2,00	8,233
AP-TDHA240/450	405	51	2,00	9,883
AP-TDHA250/450	505	51	2,00	11,627
AP-TDHA260/450	605	51	2,00	12,937

AÇIKLAMALAR / INSTRUCTIONS :

NOT: DÖNÜŞ MODÜLLERİNDEKİ ÖZEL UYGULAMALAR İÇİN ÖRNEK SİPARİŞ h:40mm a:300mm b:200mm c:300mm "T" DÖNÜŞ

NOTE: The example order for special applications in bend modules.
h:40mm. a:100mm b:200mm c:300mm "Tee branch".

RADUS 450 AĞIR HİZMET TİPİ T DÖNÜŞ ELEMANLARI
HEAVY DUTY TYPE TEE BRANCHES



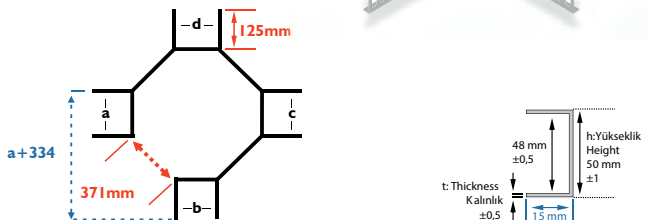

Sipariş Kodu (Order Code)	a, b, c, d (mm)	h (mm)	t (mm)	Kg/Adet (Kg/Pcs.)
AP-DDHA305/450	55	51	1,50	4,671
AP-DDHA307/450	75	51	1,50	4,948
AP-DDHA310/450	105	51	1,50	5,382
AP-DDHA312/450	125	51	1,50	5,683
AP-DDHA315/450	155	51	1,50	6,152
AP-DDHA320/450	205	51	1,50	6,981
AP-DDHA325/450	255	51	1,50	7,869
AP-DDHA330/450	305	51	2,00	10,579
AP-DDHA340/450	405	51	2,00	13,063
AP-DDHA350/450	505	51	2,00	15,829
AP-DDHA360/450	605	51	2,00	18,879

AÇIKLAMALAR / INSTRUCTIONS :

NOT: DÖNÜŞ MODÜLLERİNDEKİ ÖZEL UYGULAMALAR İÇİN ÖRNEK SİPARİŞ h:40mm a:300mm b:200mm c:300mm d:200mm "Dörtlü" DÖNÜŞ

NOTE: The example order for special applications in bend modules.
h:40mm. a:100mm b:200mm c:300mm d:200mm "crossing"

RADUS 450 AĞIR HİZMET TİPİ DÖRTLÜ BAĞLANTILAR
HEAVY DUTY TYPE CROSSINGS



AÇIKLAMALAR / INSTRUCTIONS : Ekstra / Extra

Tüm dönüş uygulamaları, Metrik 8 civata ve somun kullanımına uygundur. Belirtilen ağırlıklar kesim ağırlıklarıdır.

All the bend implementation are convenient for M8 bolt and Nut usage. The indicated weights are the weights before fabrication.

Sipariş Kodu (Order Code)	a, b (mm)	h (mm)	t (mm)	Kg/Adet (Kg/Pcs.)
AP-YDHA105/600	55	51	1,50	1,617
AP-YDHA107/600	75	51	1,50	1,784
AP-YDHA110/600	105	51	1,50	2,065
AP-YDHA112/600	125	51	1,50	2,259
AP-YDHA115/600	155	51	1,50	2,536
AP-YDHA120/600	205	51	1,50	3,067
AP-YDHA125/600	255	51	1,50	3,624
AP-YDHA130/600	305	51	2,00	5,170
AP-YDHA140/600	405	51	2,00	6,852
AP-YDHA150/600	505	51	2,00	8,797
AP-YDHA160/600	605	51	2,00	10,427

► AÇIKLAMALAR / INSTRUCTIONS :

NOT: DÖNÜŞ MODÜLLERİNDEKİ ÖZEL UYGULAMALAR İÇİN ÖRNEK SİPARİŞ h:40mm a:100mm b:200mm "90° Yatay Dönüş"

NOTE: The example order for special applications in bend modules. h:40mm. a:100mm b:200mm Bend 90°.

Sipariş Kodu (Order Code)	a, b, c (mm)	h (mm)	t (mm)	Kg/Adet (Kg/Pcs.)
AP-TDHA205/600	55	51	1,50	5,444
AP-TDHA207/600	75	51	1,50	5,721
AP-TDHA210/600	105	51	1,50	6,146
AP-TDHA212/600	125	51	1,50	6,434
AP-TDHA215/600	155	51	1,50	7,623
AP-TDHA220/600	205	51	1,50	7,747
AP-TDHA225/600	255	51	1,50	9,393
AP-TDHA230/600	305	51	2,00	11,042
AP-TDHA240/600	405	51	2,00	13,060
AP-TDHA250/600	505	51	2,00	15,173
AP-TDHA260/600	605	51	2,00	16,851

► AÇIKLAMALAR / INSTRUCTIONS :

NOT: DÖNÜŞ MODÜLLERİNDEKİ ÖZEL UYGULAMALAR İÇİN ÖRNEK SİPARİŞ h:40mm a:300mm b:200mm c:300mm "T" DÖNÜŞ

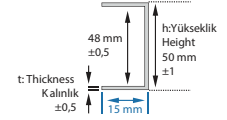
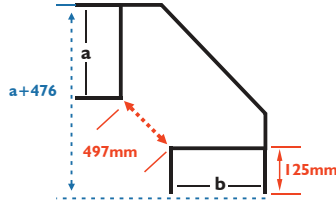

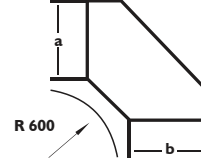
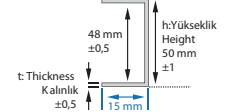
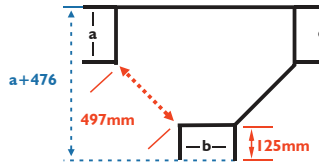

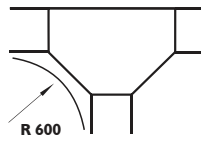
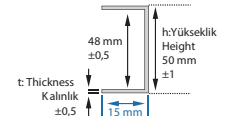
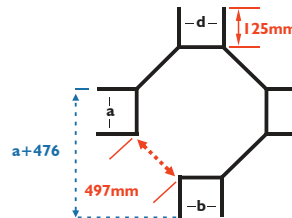

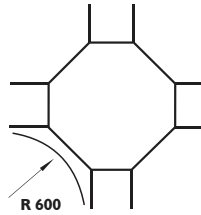
NOTE: The example order for special applications in bend modules. h:40mm. a:100mm b:200mm c:300mm "Tee branch".

Sipariş Kodu (Order Code)	a, b, c, d (mm)	h (mm)	t (mm)	Kg/Adet (Kg/Pcs.)
AP-DDHA305/600	55	51	1,50	6,679
AP-DDHA307/600	75	51	1,50	7,041
AP-DDHA310/600	105	51	1,50	7,601
AP-DDHA312/600	125	51	1,50	7,986
AP-DDHA315/600	155	51	1,50	8,582
AP-DDHA320/600	205	51	1,50	9,621
AP-DDHA325/600	255	51	1,50	10,720
AP-DDHA330/600	305	51	2,00	14,253
AP-DDHA340/600	405	51	2,00	17,243
AP-DDHA350/600	505	51	2,00	20,515
AP-DDHA360/600	605	51	2,00	24,070

► AÇIKLAMALAR / INSTRUCTIONS :

NOT: DÖNÜŞ MODÜLLERİNDEKİ ÖZEL UYGULAMALAR İÇİN ÖRNEK SİPARİŞ h:40mm a:300mm b:200mm c:300mm d:200mm "Dörtlü" DÖNÜŞ

NOTE: The example order for special applications in bend modules. h:40mm. a:100mm b:200mm c:300mm d:200mm "crossing"

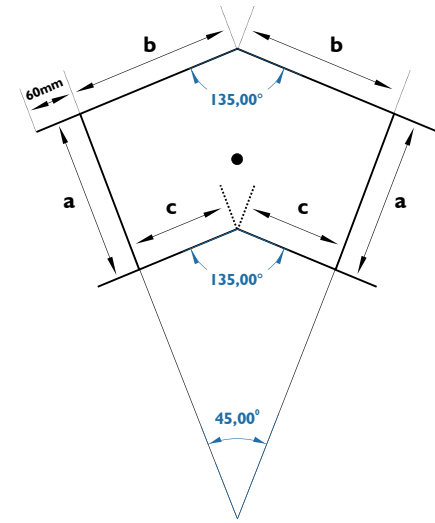
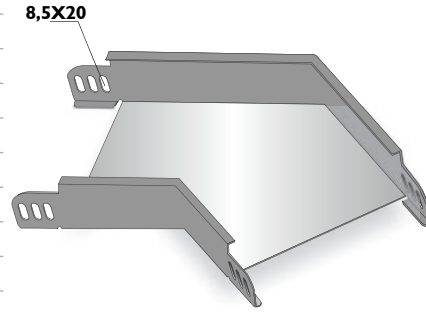
RADUS 600 AĞIR HİZMET TİPİ 90° DÖNÜŞ ELEMANLARI
 HEAVY DUTY TYPE 90° BENDS

RADUS 600 AĞIR HİZMET TİPİ T DÖNÜŞ ELEMANLARI
 HEAVY DUTY TYPE TEE BRANCHES

RADUS 600 AĞIR HİZMET TİPİ DÖRTLÜ BAĞLANTILAR
 HEAVY DUTY TYPE CROSSINGS

AÇIKLAMALAR / INSTRUCTIONS : Ekstra / Extra

Tüm dönüş uygulamaları, Metrik 8 çivata ve somun kullanımına uygundur. Belirtilen ağırlıklar kesim ağırlıklarıdır.

All the bend implementation are convenient for M8 bolt and Nut usage. The indicated weights are the weights before fabrication.

Sipariş Kodu (Order Code)	a (mm)	b (mm)	c (mm)	h (mm)	t (mm)	Kg/Adet (Kg/Pcs.)
AP-YDHA105/135	55	115	105	51	1,50	1,365
AP-YDHA107/135	75	135	115	51	1,50	1,462
AP-YDHA110/135	105	165	130	51	1,50	1,628
AP-YDHA112/135	125	185	140	51	1,50	1,761
AP-YDHA115/135	155	215	155	51	1,50	1,961
AP-YDHA120/135	205	265	180	51	1,50	2,166
AP-YDHA125/135	255	315	205	51	1,50	2,479
AP-YDHA130/135	305	365	230	51	2,00	3,235
AP-YDHA140/135	405	465	285	51	2,00	4,014
AP-YDHA150/135	505	565	335	51	2,00	4,852
AP-YDHA160/135	605	665	385	51	2,00	5,756

135° DÖNÜŞ ELEMANLARI
135° BENDS



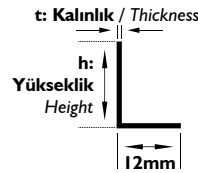
➤ AÇIKLAMALAR / INSTRUCTIONS :

NOT: Lütfen siparişlerinizde 135° dönüş tipini ve sipariş kodunu belirtiniz.

Metrik 8 cıvata ve somun kullanımına uygundur. Belirtilen ağırlıklar kesim ağırlıklarıdır.

NOTE: Please indicate the 135° Bend type and order code.

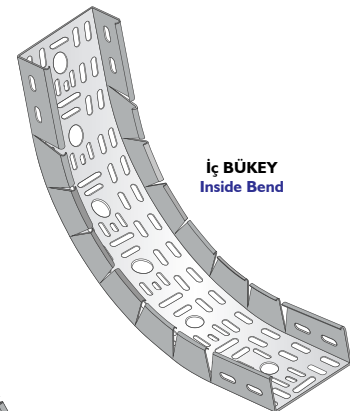
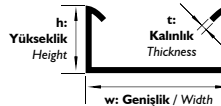
M8 bolt and Nut usage. The indicated weights are the weights before fabrication.



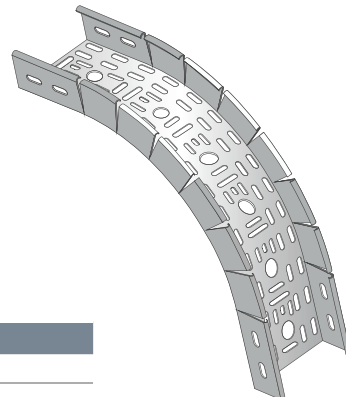
a : Genişlik / Width
b : Dış Kenar / Periphery
c : İç Kenar / Inner Edge

Sipariş Kodu (Order Code)	w (mm)	h (mm)	t (mm)	Kg/Adet (Kg/Pcs.)
AP-BHA505	50	50	1,00	1,030
AP-BHA507	70	50	1,00	1,156
AP-BHA510	100	50	1,00	1,344
AP-BHA512	120	50	1,00	1,470
AP-BHA515	150	50	1,20	1,990
AP-BHA520	200	50	1,20	2,366
AP-BHA525	250	50	1,20	3,429
AP-BHA530	300	50	1,50	3,900
AP-BHA540	400	50	1,50	4,842
AP-BHA550	500	50	1,50	5,784
AP-BHA560	600	50	1,50	6,726

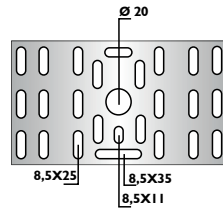
İÇ VE DIŞ BÜKEY ELEMANLARI
VERTICAL INSIDE AND OUTSIDE BENDS



İÇ BÜKEY
Inside Bend



DIŞ BÜKEY
Outside Bend



➤➤ AÇIKLAMALAR / INSTRUCTIONS :

NOT: Lütfen siparişlerinizde bükey tipini ve sipariş kodunu belirtiniz.

! Standart uzunluk 800mm. İsteğe bağlı olarak uzunluklar değişebilir.

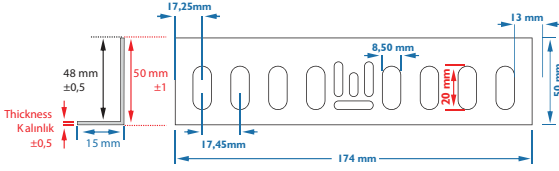
! Metrik 8 cıvata ve somun kullanımına uygundur. Belirtilen ağırlıklar kesim ağırlıklarıdır.

NOTE: Please indicate the vertical adjustable inside and outside bends type and order code.

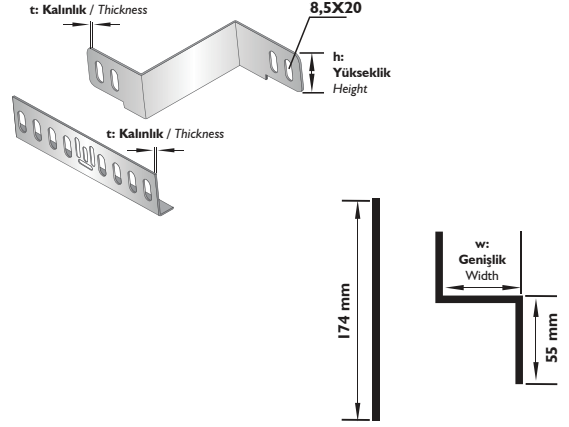
! Standart Length is 800mm. On request the Lengths can change.

! M8 bolt and Nut usage. The indicated weights are the weights before fabrication.

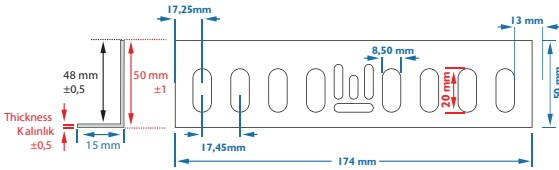
Sipariş Kodu (Order Code)	w (mm)	h (mm)	t (mm)	Kg/Takım (Kg/Set)
AP-RZHI-50	50	50	1,50	0,210
AP-RZHI-100	100	50	1,50	0,240
AP-RZHI-150	150	50	1,50	0,269
AP-RZHI-200	200	50	1,50	0,298
AP-RZHI-250	250	50	1,50	0,328
AP-RZHI-300	300	50	1,50	0,357



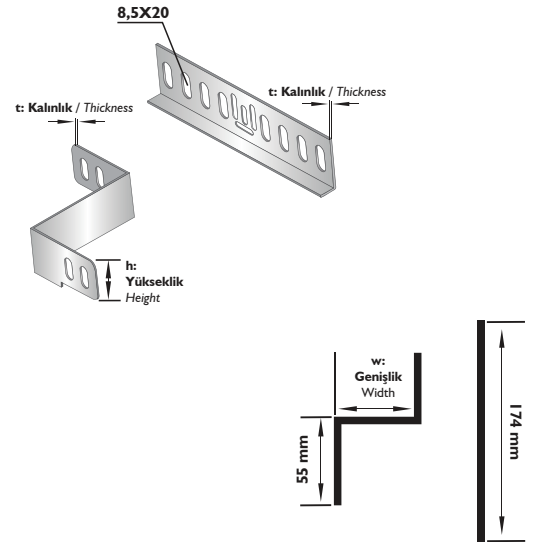
SOLA / LEFT

Z TİPİ REDÜKSİYONLAR SOLA
Z TYPE REDUCERS LEFT


Sipariş Kodu (Order Code)	w (mm)	h (mm)	t (mm)	Kg/Takım (Kg/Set)
AP-RZHI-50	50	50	1,50	0,210
AP-RZHI-100	100	50	1,50	0,240
AP-RZHI-150	150	50	1,50	0,269
AP-RZHI-200	200	50	1,50	0,298
AP-RZHI-250	250	50	1,50	0,328
AP-RZHI-300	300	50	1,50	0,357

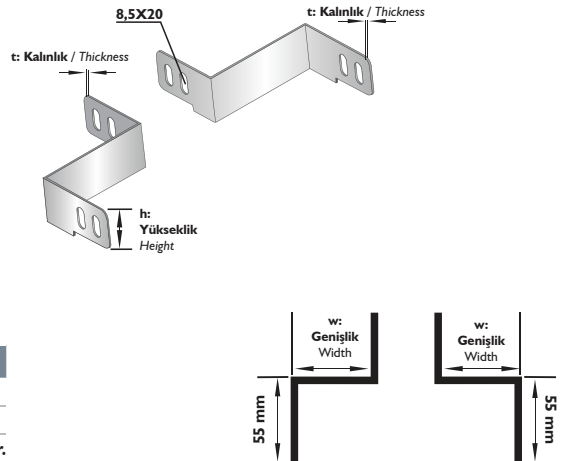


SAĞA / RIGHT

Z TİPİ REDÜKSİYONLAR SAĞA
Z TYPE REDUCERS RIGHT


Sipariş Kodu (Order Code)	w (mm)	h (mm)	t (mm)	Kg/Takım (Kg/Set)
AP-RZH2-25	25	50	1,50	0,171
AP-RZH2-50	50	50	1,50	0,200
AP-RZH2-100	100	50	1,50	0,259
AP-RZH2-150	150	50	1,50	0,318
AP-RZH2-200	200	50	1,50	0,377
AP-RZH2-250	250	50	1,50	0,436

ORTADAN / CENTER

Z TİPİ REDÜKSİYONLAR ORTADAN
Z TYPE REDUCERS CENTER

AÇIKLAMALAR / INSTRUCTIONS :
NOT: Lütfen siparişlerinizde redüksiyon tipini ve "w" ölçüsünü belirtiniz.

! Özel ölçüler için lütfen 8mm ile irtibata geçiniz.

! Metrik 8 cıvata ve somun kullanımına uygundur. Belirtilen ağırlıklar kesim ağırlıklarıdır.

NOTE: Please assert the reduction type and "w" dimension.

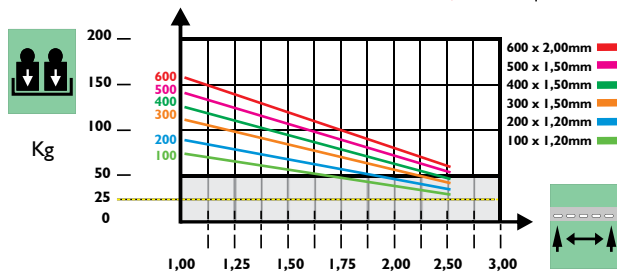
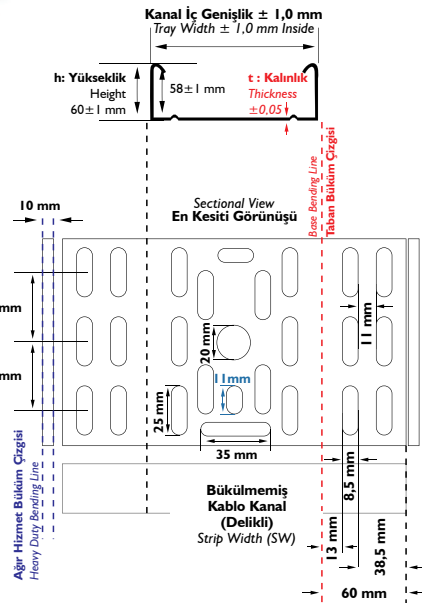

! For special dimensions please contact our 8mm

! M8 bolt and Nut usage. The indicated weights are the weights before fabrication.

Sipariş Kodu (Order Code)	w (mm)	h (mm)	t (mm)	Kg/Mt (Kg/Mt)
AP-05EHA.08	50	60	0,80	1,156
AP-05EHA.10	50	60	1,00	1,444
AP-05EHA.12	50	60	1,20	1,733
AP-05EHA.15	50	60	1,50	2,167
AP-05EHA.20	50	60	2,00	2,599
AP-07EHA.08	70	60	0,80	1,281
AP-07EHA.10	70	60	1,00	1,601
AP-07EHA.12	70	60	1,20	1,922
AP-07EHA.15	70	60	1,50	2,402
AP-07EHA.20	70	60	2,00	2,882
AP-10EHA.08	100	60	0,80	1,470
AP-10EHA.10	100	60	1,00	1,837
AP-10EHA.12	100	60	1,20	2,204
AP-10EHA.15	100	60	1,50	2,755
AP-10EHA.20	100	60	2,00	3,307
AP-12EHA.08	120	60	0,80	1,595
AP-12EHA.10	120	60	1,00	1,994
AP-12EHA.12	120	60	1,20	2,393
AP-12EHA.15	120	60	1,50	2,991
AP-12EHA.20	120	60	2,00	3,589
AP-15EHA.08	150	60	0,80	1,784
AP-15EHA.10	150	60	1,00	2,229
AP-15EHA.12	150	60	1,20	2,675
AP-15EHA.15	150	60	1,50	3,344
AP-15EHA.20	150	60	2,00	4,102
AP-20EHA.08	200	60	0,80	2,098
AP-20EHA.10	200	60	1,00	2,622
AP-20EHA.12	200	60	1,20	3,146
AP-20EHA.15	200	60	1,50	3,933
AP-20EHA.20	200	60	2,00	4,720
AP-25EHA.12	250	60	1,20	3,617
AP-25EHA.15	250	60	1,50	4,522
AP-25EHA.20	250	60	2,00	5,426
AP-30EHA.12	300	60	1,20	4,088
AP-30EHA.15	300	60	1,50	5,110
AP-30EHA.20	300	60	2,00	6,132
AP-40EHA.15	400	60	1,50	6,288
AP-40EHA.20	400	60	2,00	7,545
AP-50EHA.15	500	60	1,50	7,465
AP-50EHA.20	500	60	2,00	8,959
AP-60EHA.15	600	60	1,50	8,585
AP-60EHA.20	600	60	2,00	10,372

Sipariş Kodu (Order Code)	w (mm)	h (mm)	t (mm)	L (mm)	Kg/Adet (Kg/Pcs.)
AP-KNI-06.12	15	62	1,20	174	0,126

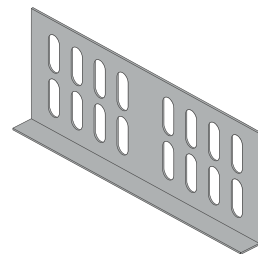
AĞIR HİZMET TİPİ KABLO KANALLARI
HEAVY DUTY TYPE CABLE TRAYS



'm' Destekler Arası Mesafe
'm' Span Between Supports

Kilogram Olarak Müsade
Edilen Kablo Kanalı Yüğü
Cable Tray Load in Kg

EK ELEMANI
JOINT PIECE



AÇIKLAMALAR / INSTRUCTIONS :

NOT: Ölçü toleransı ± 3 mm.'dir.

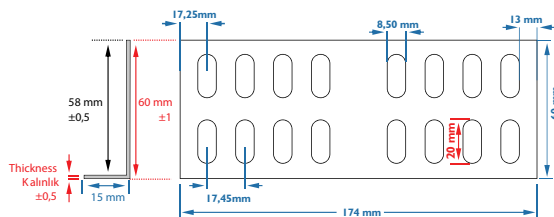
! Belirtilen ağırlıklar kesim ağırlıklarıdır.

! Metrik 8 civata ve somun kullanımına uygundur.

NOTE: The dimension tolerance in perforated cable trays is ± 3 mm

! The indicated weights are the weights before fabrication.

! Convenient for M8 bolt and nut usage.



Sipariş Kodu (Order Code)	a, b (mm)	h (mm)	t (mm)	Kg/Adet (Kg/Pcs.)
AP-YDEHA105	55	61	1,20	0,485
AP-YDEHA107	75	61	1,20	0,622
AP-YDEHA110	105	61	1,20	0,749
AP-YDEHA112	125	61	1,20	0,865
AP-YDEHA115	155	61	1,20	1,039
AP-YDEHA120	205	61	1,20	1,375
AP-YDEHA125	255	61	1,20	1,758
AP-YDEHA130	305	61	1,50	2,736
AP-YDEHA140	405	61	1,50	3,989
AP-YDEHA150	505	61	1,50	5,477
AP-YDEHA160	605	61	1,50	7,201

► AÇIKLAMALAR / INSTRUCTIONS :

NOT: DÖNÜŞ MODÜLLERİNDEKİ ÖZEL UYGULAMALAR İÇİN ÖRNEK SİPARİŞ h:40mm a:100mm b:200mm "90° Yatay Dönüş"

NOTE: The example order for special applications in bend modules.
h:40mm. a:100mm b:200mm Bend 90°.

Sipariş Kodu (Order Code)	a, b, c (mm)	h (mm)	t (mm)	Kg/Adet (Kg/Pcs.)
AP-TDEHA205	55	61	1,20	0,624
AP-TDEHA207	75	61	1,20	0,780
AP-TDEHA210	105	61	1,20	0,898
AP-TDEHA212	125	61	1,20	1,024
AP-TDEHA215	155	61	1,20	1,214
AP-TDEHA220	205	61	1,20	1,576
AP-TDEHA225	255	61	1,20	1,986
AP-TDEHA230	305	61	1,50	3,054
AP-TDEHA240	405	61	1,50	4,373
AP-TDEHA250	505	61	1,50	5,927
AP-TDEHA260	605	61	1,50	7,717

► AÇIKLAMALAR / INSTRUCTIONS :

NOT: DÖNÜŞ MODÜLLERİNDEKİ ÖZEL UYGULAMALAR İÇİN ÖRNEK SİPARİŞ h:40mm a:300mm b:200mm c:300mm "T" DÖNÜŞ

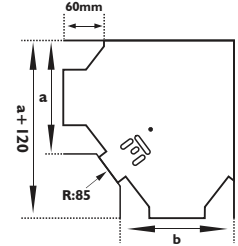
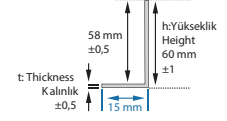
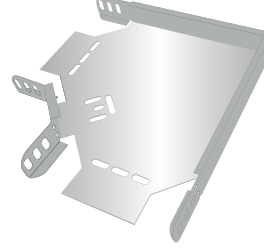
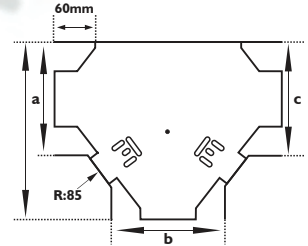
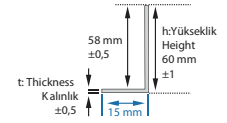
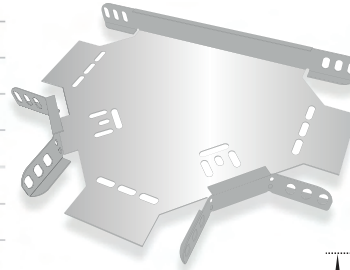
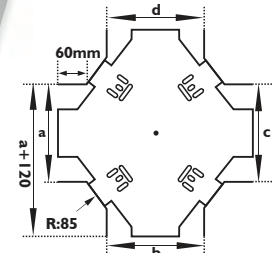
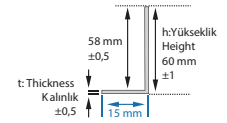

NOTE: The example order for special applications in bend modules.
h:40mm. a:100mm b:200mm c:300mm "Tee branch".

Sipariş Kodu (Order Code)	a, b, c, d (mm)	h (mm)	t (mm)	Kg/Adet (Kg/Pcs.)
AP-DDEHA305	55	61	1,20	0,803
AP-DDEHA307	75	61	1,20	0,977
AP-DDEHA310	105	61	1,20	1,077
AP-DDEHA312	125	61	1,20	1,213
AP-DDEHA315	155	61	1,20	1,419
AP-DDEHA320	205	61	1,20	1,775
AP-DDEHA325	255	61	1,20	2,244
AP-DDEHA330	305	61	1,50	3,409
AP-DDEHA340	405	61	1,50	4,793
AP-DDEHA350	505	61	1,50	6,414
AP-DDEHA360	605	61	1,50	8,269

► AÇIKLAMALAR / INSTRUCTIONS :

NOT: DÖNÜŞ MODÜLLERİNDEKİ ÖZEL UYGULAMALAR İÇİN ÖRNEK SİPARİŞ h:40mm a:300mm b:200mm c:300mm d:200mm "Dörtlü" DÖNÜŞ

NOTE: The example order for special applications in bend modules.
h:40mm. a:100mm b:200mm c:300mm d:200mm "crossing"

AĞIR HİZMET TİPİ 90° DÖNÜŞ ELEMANLARI
 HEAVY DUTY TYPE 90° BENDS

AĞIR HİZMET TİPİ T DÖNÜŞ ELEMANLARI
 HEAVY DUTY TYPE TEE-BRANCHES

AĞIR HİZMET TİPİ DÖRTLÜ BAĞLANTILAR
 HEAVY DUTY TYPE CROSSINGS

AÇIKLAMALAR / INSTRUCTIONS : Ekstra / Extra

Tüm dönüş uygulamaları, Metrik 8 civata ve somun kullanımına uygundur. Belirtilen ağırlıklar kesim ağırlıklarıdır.

All the bend implementation are convenient for M8 bolt and Nut usage. The indicated weights are the weights before fabrication.

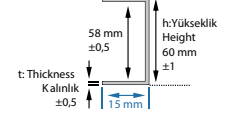
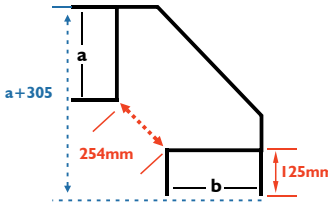

Sipariş Kodu (Order Code)	a, b (mm)	h (mm)	t (mm)	Kg/Adet (Kg/Pcs.)
AP-YDEHA105/300	55	61	1,50	1,360
AP-YDEHA107/300	75	61	1,50	1,473
AP-YDEHA110/300	105	61	1,50	1,675
AP-YDEHA112/300	125	61	1,50	1,816
AP-YDEHA115/300	155	61	1,50	2,037
AP-YDEHA120/300	205	61	1,50	2,449
AP-YDEHA125/300	255	61	1,50	2,873
AP-YDEHA130/300	305	61	2,00	4,109
AP-YDEHA140/300	405	61	2,00	5,518
AP-YDEHA150/300	505	61	2,00	7,143
AP-YDEHA160/300	605	61	2,00	8,453

AÇIKLAMALAR / INSTRUCTIONS :

NOT: DÖNÜŞ MODÜLLERİNDEKİ ÖZEL UYGULAMALAR İÇİN ÖRNEK SİPARİŞ h:40mm a:100mm b:200mm "90° Yatay Dönüş"

NOTE: The example order for special applications in bend modules.
h:40mm. a:100mm b:200mm Bend 90°.

RADUS 300 AĞIR HİZMET TİPİ 90° DÖNÜŞ ELEMANLARI
HEAVY DUTY TYPE 90° BENDS



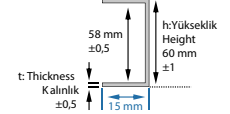
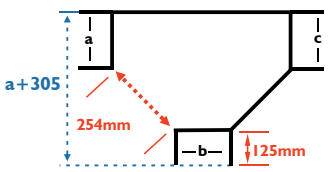

Sipariş Kodu (Order Code)	a, b, c (mm)	h (mm)	t (mm)	Kg/Adet (Kg/Pcs.)
AP-TDEHA205/300	55	61	1,50	2,893
AP-TDEHA207/300	75	61	1,50	3,053
AP-TDEHA210/300	105	61	1,50	3,301
AP-TDEHA212/300	125	61	1,50	3,472
AP-TDEHA215/300	155	61	1,50	4,191
AP-TDEHA220/300	205	61	1,50	4,315
AP-TDEHA225/300	255	61	1,50	5,373
AP-TDEHA230/300	305	61	2,00	6,218
AP-TDEHA240/300	405	61	2,00	7,531
AP-TDEHA250/300	505	61	2,00	8,939
AP-TDEHA260/300	605	61	2,00	9,912

AÇIKLAMALAR / INSTRUCTIONS :

NOT: DÖNÜŞ MODÜLLERİNDEKİ ÖZEL UYGULAMALAR İÇİN ÖRNEK SİPARİŞ h:40mm a:300mm b:200mm c:300mm "T" DÖNÜŞ

NOTE: The example order for special applications in bend modules.
h:40mm. a:100mm b:200mm c:300mm "Tee branch".

RADUS 300 AĞIR HİZMET TİPİ T DÖNÜŞ ELEMANLARI
HEAVY DUTY TYPE TEE BRANCHES



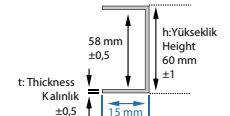
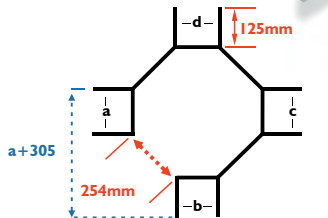
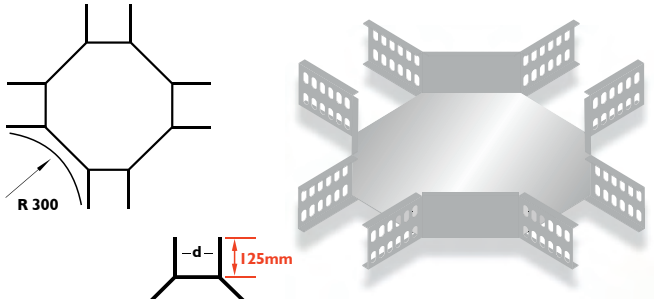
Sipariş Kodu (Order Code)	a, b, c, d (mm)	h (mm)	t (mm)	Kg/Adet (Kg/Pcs.)
AP-DDEHA305/300	55	61	1,50	3,748
AP-DDEHA307/300	75	61	1,50	3,902
AP-DDEHA310/300	105	61	1,50	4,265
AP-DDEHA312/300	125	61	1,50	4,488
AP-DDEHA315/300	155	61	1,50	4,840
AP-DDEHA320/300	205	61	1,50	5,475
AP-DDEHA325/300	255	61	1,50	6,169
AP-DDEHA330/300	305	61	2,00	8,305
AP-DDEHA340/300	405	61	2,00	10,323
AP-DDEHA350/300	505	61	2,00	12,623
AP-DDEHA360/300	605	61	2,00	15,206

AÇIKLAMALAR / INSTRUCTIONS :

NOT: DÖNÜŞ MODÜLLERİNDEKİ ÖZEL UYGULAMALAR İÇİN ÖRNEK SİPARİŞ h:40mm a:300mm b:200mm c:300mm d:200mm "Dörtlü" DÖNÜŞ

NOTE: The example order for special applications in bend modules.
h:40mm. a:100mm b:200mm c:300mm d:200mm "crossing"

RADUS 300 AĞIR HİZMET TİPİ DÖRTLÜ BAĞLANTILAR
HEAVY DUTY TYPE CROSSINGS



AÇIKLAMALAR / INSTRUCTIONS : Ekstra / Extra

Tüm dönüş uygulamaları, Metrik 8 civata ve somun kullanımına uygundur. Belirtilen ağırlıklar kesim ağırlıklarıdır.

All the bend implementation are convenient for M8 bolt and Nut usage. The indicated weights are the weights before fabrication.

Sipariş Kodu (Order Code)	a, b (mm)	h (mm)	t (mm)	Kg/Adet (Kg/Pcs.)
AP-YDEHA105/450	55	61	1,50	1,560
AP-YDEHA107/450	75	61	1,50	1,701
AP-YDEHA110/450	105	61	1,50	1,943
AP-YDEHA112/450	125	61	1,50	2,112
AP-YDEHA115/450	155	61	1,50	2,375
AP-YDEHA120/450	205	61	1,50	2,855
AP-YDEHA125/450	255	61	1,50	3,348
AP-YDEHA130/450	305	61	2,00	4,762
AP-YDEHA140/450	405	61	2,00	6,336
AP-YDEHA150/450	505	61	2,00	8,127
AP-YDEHA160/450	605	61	2,00	9,602

► AÇIKLAMALAR / INSTRUCTIONS :

NOT: DÖNÜŞ MODÜLLERİNDEKİ ÖZEL UYGULAMALAR İÇİN ÖRNEK SİPARİŞ h:40mm a:100mm b:200mm "90° Yatay Dönüş"

NOTE: The example order for special applications in bend modules.
h:40mm. a:100mm b:200mm Bend 90°.

Sipariş Kodu (Order Code)	a, b, c (mm)	h (mm)	t (mm)	Kg/Adet (Kg/Pcs.)
AP-TDEHA205/450	55	61	1,50	4,088
AP-TDEHA207/450	75	61	1,50	4,307
AP-TDEHA210/450	105	61	1,50	4,643
AP-TDEHA212/450	125	61	1,50	4,872
AP-TDEHA215/450	155	61	1,50	5,824
AP-TDEHA220/450	205	61	1,50	5,948
AP-TDEHA225/450	255	61	1,50	7,299
AP-TDEHA230/450	305	61	2,00	8,528
AP-TDEHA240/450	405	61	2,00	10,192
AP-TDEHA250/450	505	61	2,00	11,950
AP-TDEHA260/450	605	61	2,00	13,274

► AÇIKLAMALAR / INSTRUCTIONS :

NOT: DÖNÜŞ MODÜLLERİNDEKİ ÖZEL UYGULAMALAR İÇİN ÖRNEK SİPARİŞ h:40mm a:300mm b:200mm c:300mm "T" DÖNÜŞ

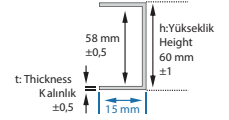
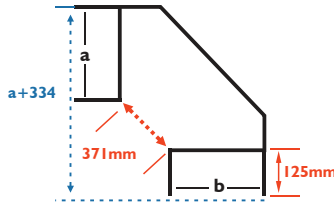

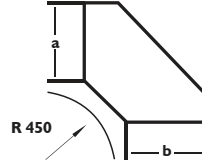
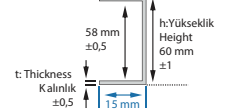
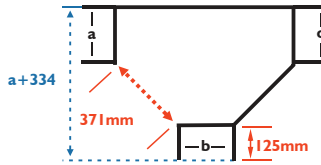

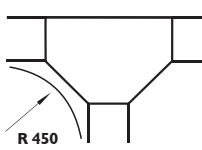
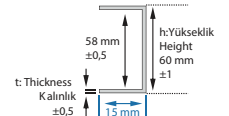
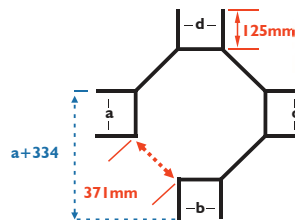
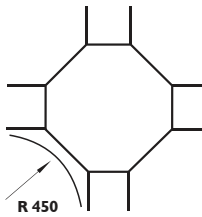
NOTE: The example order for special applications in bend modules.
h:40mm. a:100mm b:200mm c:300mm "Tee branch".

Sipariş Kodu (Order Code)	a, b, c, d (mm)	h (mm)	t (mm)	Kg/Adet (Kg/Pcs.)
AP-DDEHA305/450	55	61	1,50	5,402
AP-DDEHA307/450	75	61	1,50	5,679
AP-DDEHA310/450	105	61	1,50	6,113
AP-DDEHA312/450	125	61	1,50	6,414
AP-DDEHA315/450	155	61	1,50	6,883
AP-DDEHA320/450	205	61	1,50	7,712
AP-DDEHA325/450	255	61	1,50	8,600
AP-DDEHA330/450	305	61	2,00	11,456
AP-DDEHA340/450	405	61	2,00	13,940
AP-DDEHA350/450	505	61	2,00	16,707
AP-DDEHA360/450	605	61	2,00	19,756

► AÇIKLAMALAR / INSTRUCTIONS :

NOT: DÖNÜŞ MODÜLLERİNDEKİ ÖZEL UYGULAMALAR İÇİN ÖRNEK SİPARİŞ h:40mm a:300mm b:200mm c:300mm d:200mm "Dörtlü" DÖNÜŞ

NOTE: The example order for special applications in bend modules.
h:40mm. a:100mm b:200mm c:300mm d:200mm "crossing"

RADUS 450 AĞIR HİZMET TİPİ 90° DÖNÜŞ ELEMANLARI
 HEAVY DUTY TYPE 90° BENDS

RADUS 450 AĞIR HİZMET TİPİ T DÖNÜŞ ELEMANLARI
 HEAVY DUTY TYPE TEE BRANCHES

RADUS 450 AĞIR HİZMET TİPİ DÖRTLÜ BAĞLANTILAR
 HEAVY DUTY TYPE CROSSINGS

AÇIKLAMALAR / INSTRUCTIONS : Ekstra / Extra

Tüm dönüş uygulamaları, Metrik 8 civata ve somun kullanımına uygundur. Belirtilen ağırlıklar kesim ağırlıklarıdır.

All the bend implementation are convenient for M8 bolt and Nut usage. The indicated weights are the weights before fabrication.

Sipariş Kodu (Order Code)	a, b (mm)	h (mm)	t (mm)	Kg/Adet (Kg/Pcs.)
AP-YDEHA105/600	55	61	1,50	1,775
AP-YDEHA107/600	75	61	1,50	1,946
AP-YDEHA110/600	105	61	1,50	2,232
AP-YDEHA112/600	125	61	1,50	2,431
AP-YDEHA115/600	155	61	1,50	3,711
AP-YDEHA120/600	205	61	1,50	3,249
AP-YDEHA125/600	255	61	1,50	3,816
AP-YDEHA130/600	305	61	2,00	5,413
AP-YDEHA140/600	405	61	2,00	7,112
AP-YDEHA150/600	505	61	2,00	9,081
AP-YDEHA160/600	605	61	2,00	10,734

AÇIKLAMALAR / INSTRUCTIONS :

NOT: DÖNÜŞ MODÜLLERİNDEKİ ÖZEL UYGULAMALAR İÇİN ÖRNEK SİPARİŞ h:40mm a:100mm b:200mm "90° Yatay Dönüş"

NOTE: The example order for special applications in bend modules. h:40mm. a:100mm b:200mm Bend 90°.

Sipariş Kodu (Order Code)	a, b, c (mm)	h (mm)	t (mm)	Kg/Adet (Kg/Pcs.)
AP-TDEHA205/600	55	61	1,50	5,681
AP-TDEHA207/600	75	61	1,50	5,961
AP-TDEHA210/600	105	61	1,50	6,389
AP-TDEHA212/600	125	61	1,50	6,680
AP-TDEHA215/600	155	61	1,50	7,878
AP-TDEHA220/600	205	61	1,50	8,002
AP-TDEHA225/600	255	61	1,50	9,660
AP-TDEHA230/600	305	61	2,00	11,362
AP-TDEHA240/600	405	61	2,00	13,395
AP-TDEHA250/600	505	61	2,00	15,521
AP-TDEHA260/600	605	61	2,00	17,214

AÇIKLAMALAR / INSTRUCTIONS :

NOT: DÖNÜŞ MODÜLLERİNDEKİ ÖZEL UYGULAMALAR İÇİN ÖRNEK SİPARİŞ h:40mm a:300mm b:200mm c:300mm "T" DÖNÜŞ

NOTE: The example order for special applications in bend modules. h:40mm. a:100mm b:200mm c:300mm "Tee branch".

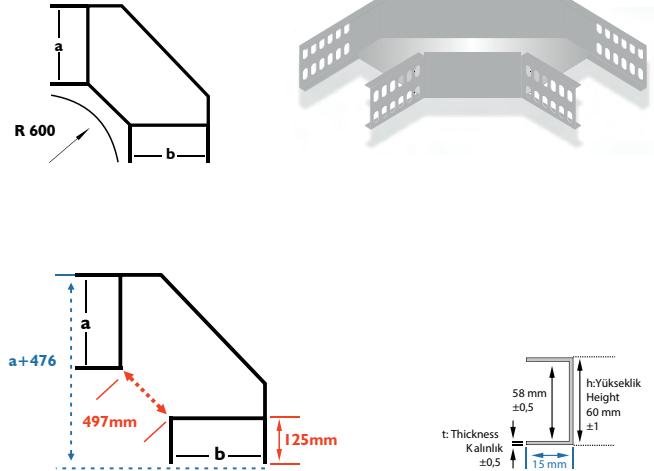
Sipariş Kodu (Order Code)	a, b, c, d (mm)	h (mm)	t (mm)	Kg/Adet (Kg/Pcs.)
AP-DDEHA305/600	55	61	1,50	7,558
AP-DDEHA307/600	75	61	1,50	7,920
AP-DDEHA310/600	105	61	1,50	8,480
AP-DDEHA312/600	125	61	1,50	8,866
AP-DDEHA315/600	155	61	1,50	9,461
AP-DDEHA320/600	205	61	1,50	10,501
AP-DDEHA325/600	255	61	1,50	11,600
AP-DDEHA330/600	305	61	2,00	15,308
AP-DDEHA340/600	405	61	2,00	18,298
AP-DDEHA350/600	505	61	2,00	21,571
AP-DDEHA360/600	605	61	2,00	25,126

AÇIKLAMALAR / INSTRUCTIONS :

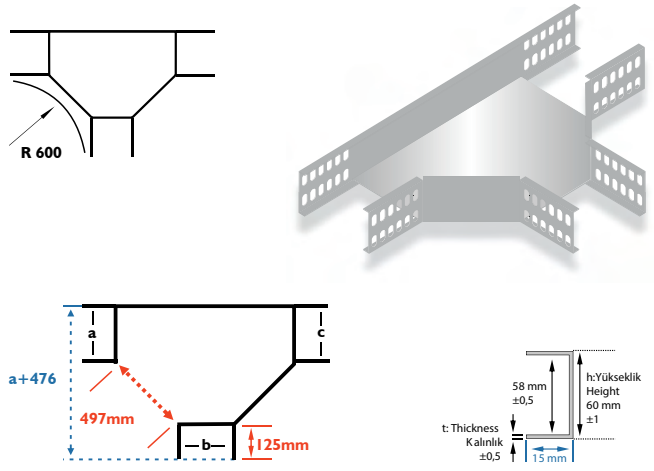
NOT: DÖNÜŞ MODÜLLERİNDEKİ ÖZEL UYGULAMALAR İÇİN ÖRNEK SİPARİŞ h:40mm a:300mm b:200mm c:300mm d:200mm "Dörtü" DÖNÜŞ

NOTE: The example order for special applications in bend modules. h:40mm. a:100mm b:200mm c:300mm d:200mm "crossing"

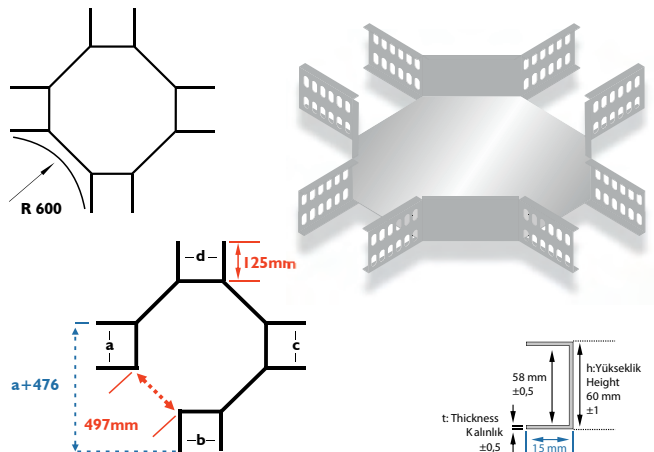
RADUS 600 AĞIR HİZMET TİPİ 90° DÖNÜŞ ELEMANLARI
HEAVY DUTY TYPE 90° BENDS



RADUS 600 AĞIR HİZMET TİPİ T DÖNÜŞ ELEMANLARI
HEAVY DUTY TYPE TEE BRANCHES



RADUS 600 AĞIR HİZMET TİPİ DÖRTLÜ BAĞLANTILAR
HEAVY DUTY TYPE CROSSINGS



AÇIKLAMALAR / INSTRUCTIONS : Ekstra / Extra

Tüm dönüş uygulamaları, Metrik 8 civata ve somun kullanımına uygundur. Belirtilen ağırlıklar kesim ağırlıklarıdır.

All the bend implementation are convenient for M8 bolt and Nut usage. The indicated weights are the weights before fabrication.

Sipariş Kodu (Order Code)	a (mm)	b (mm)	c (mm)	h (mm)	t (mm)	Kg/Adet (Kg/Pcs.)
AP-YDEHA105/135	55	115	105	61	1,50	1,475
AP-YDEHA107/135	75	135	115	61	1,50	1,587
AP-YDEHA110/135	105	165	130	61	1,50	1,755
AP-YDEHA112/135	125	185	140	61	1,50	1,891
AP-YDEHA115/135	155	215	155	61	1,50	2,096
AP-YDEHA120/135	205	265	180	61	1,50	2,304
AP-YDEHA125/135	255	315	205	61	1,50	2,621
AP-YDEHA130/135	305	365	230	61	2,00	3,382
AP-YDEHA140/135	405	465	285	61	2,00	4,171
AP-YDEHA150/135	505	565	335	61	2,00	5,019
AP-YDEHA160/135	605	665	385	61	2,00	5,932

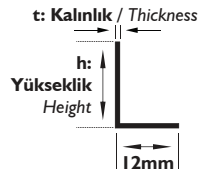
► AÇIKLAMALAR / INSTRUCTIONS :

NOT: Lütfen siparişlerinizde 135° dönüş tipini ve sipariş kodunu belirtiniz.

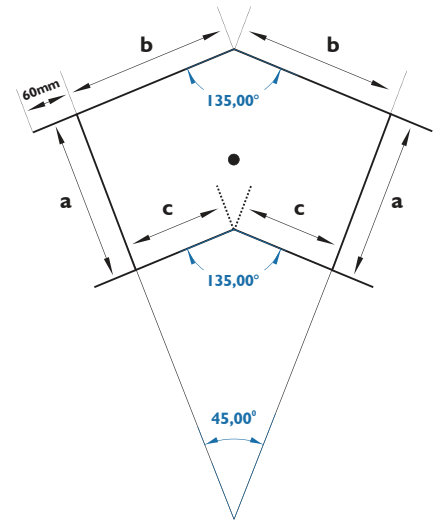
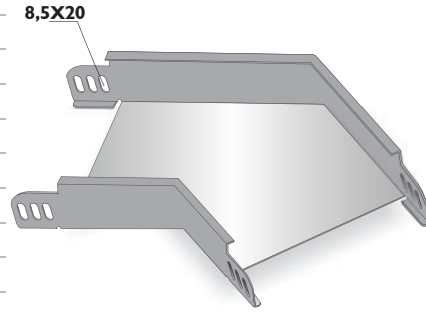
! Metrik 8 cıvata ve somun kullanımına uygundur. Belirtilen ağırlıklar kesim ağırlıklarıdır.

NOTE: Please indicate the 135° Bend type and order code.

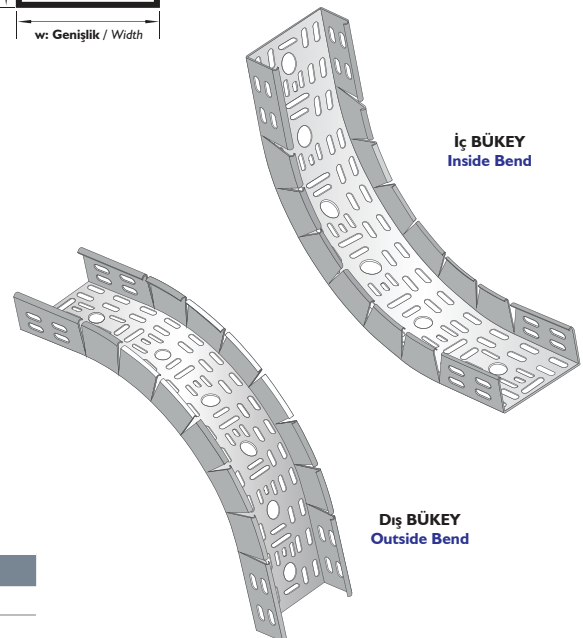
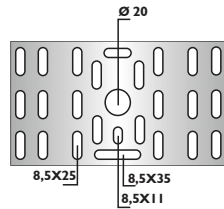
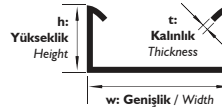
! M8 bolt and Nut usage. The indicated weights are the weights before fabrication.



a : Genişlik / Width
 b : Dış Kenar / Periphery
 c : İç Kenar / Inner Edge

135° DÖNÜŞ ELEMANLARI
 135° BENDS


Sipariş Kodu (Order Code)	w (mm)	h (mm)	t (mm)	Kg/Adet (Kg/Pcs.)
AP-BEHA505	50	60	1,00	1,156
AP-BEHA507	70	60	1,00	1,281
AP-BEHA510	100	60	1,00	1,460
AP-BEHA512	120	60	1,00	1,595
AP-BEHA515	150	60	1,20	2,140
AP-BEHA520	200	60	1,20	2,517
AP-BEHA525	250	60	1,20	3,617
AP-BEHA530	300	60	1,50	4,088
AP-BEHA540	400	60	1,50	5,030
AP-BEHA550	500	60	1,50	5,972
AP-BEHA560	600	60	1,50	6,914

İÇ VE DIŞ BÜKEY ELEMANLARI
 VERTICAL INSIDE AND OUTSIDE BENDS


İÇ BÜKEY
 Inside Bend

DIŞ BÜKEY
 Outside Bend

►► AÇIKLAMALAR / INSTRUCTIONS :

NOT: Lütfen siparişlerinizde bükey tipini ve sipariş kodunu belirtiniz.

! Standart uzunluk 800mm. İsteğe bağlı olarak uzunluklar değişebilir.

! Metrik 8 cıvata ve somun kullanımına uygundur. Belirtilen ağırlıklar kesim ağırlıklarıdır.

NOTE: Please indicate the vertical adjustable inside and outside bends type and order code.

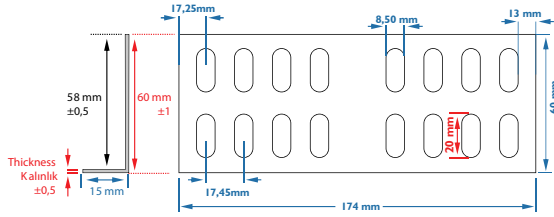
! Standart Length is 800mm. On request the Lengths can change.

! M8 bolt and Nut usage. The indicated weights are the weights before fabrication.

Z TİPİ REDÜKSİYONLAR Z TYPE REDUCERS

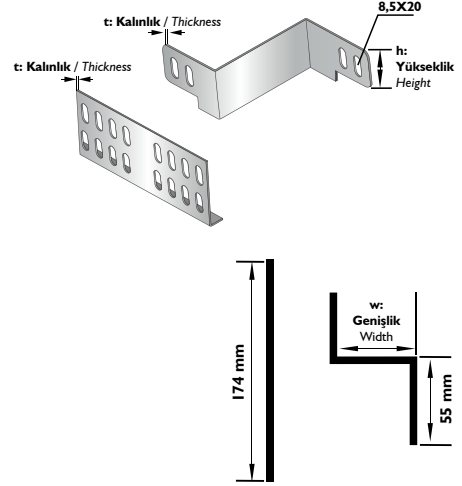
info@apexelektrik.com

Sipariş Kodu (Order Code)	w (mm)	h (mm)	t (mm)	Kg/Takım (Kg/Set)
AP-RZEHI-50	50	60	1,50	0,246
AP-RZEHI-100	100	60	1,50	0,281
AP-RZEHI-150	150	60	1,50	0,317
AP-RZEHI-200	200	60	1,50	0,352
AP-RZEHI-250	250	60	1,50	0,387
AP-RZEHI-300	300	60	1,50	0,423

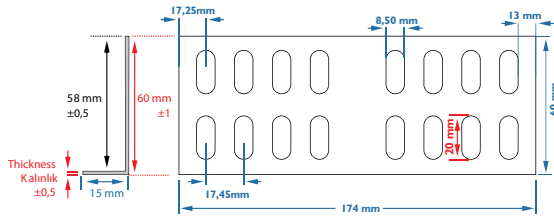


SOLA / LEFT

Z TİPİ REDÜKSİYONLAR SOLA Z TYPE REDUCERS LEFT

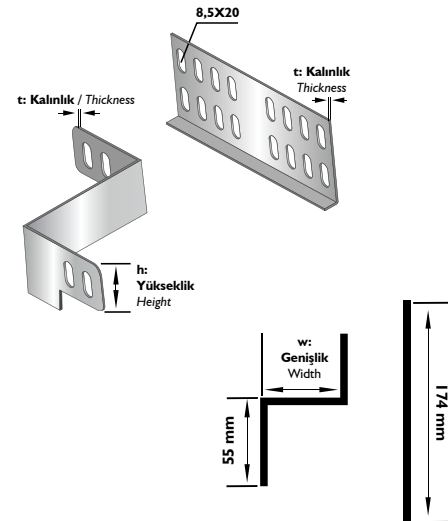


Sipariş Kodu (Order Code)	w (mm)	h (mm)	t (mm)	Kg/Takım (Kg/Set)
AP-RZEHI-50	50	60	1,50	0,246
AP-RZEHI-100	100	60	1,50	0,281
AP-RZEHI-150	150	60	1,50	0,317
AP-RZEHI-200	200	60	1,50	0,352
AP-RZEHI-250	250	60	1,50	0,387
AP-RZEHI-300	300	60	1,50	0,423



SAĞA / RIGHT

Z TİPİ REDÜKSİYONLAR SAĞA Z TYPE REDUCERS RIGHT



Sipariş Kodu (Order Code)	w (mm)	h (mm)	t (mm)	Kg/Takım (Kg/Set)
AP-RZEHI-50	50	60	1,50	0,246
AP-RZEHI-100	100	60	1,50	0,281
AP-RZEHI-150	150	60	1,50	0,317
AP-RZEHI-200	200	60	1,50	0,352
AP-RZEHI-250	250	60	1,50	0,387
AP-RZEHI-300	300	60	1,50	0,423

AÇIKLAMALAR / INSTRUCTIONS :

NOT: Lütfen siparişlerinizde redüksiyon tipini ve "w" ölçüsünü belirtiniz.

! Özel ölçüler için lütfen firmamız ile irtibata geçiniz.

! Metrik 8 cıvata ve somun kullanımına uygundur. Belirtilen ağırlıklar kesim ağırlıklarıdır.

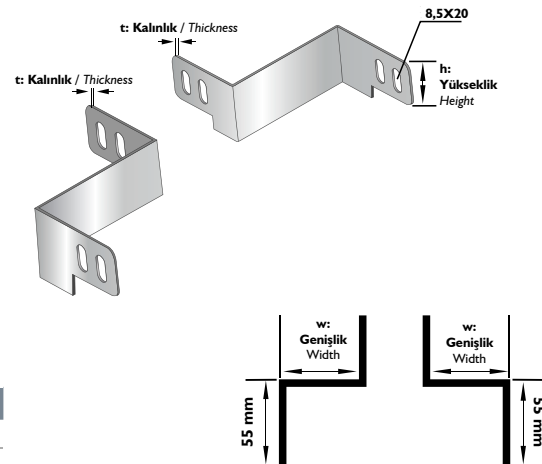
NOTE: Please assert the reduction type and "w" dimension.

! For special dimensions please contact our firm

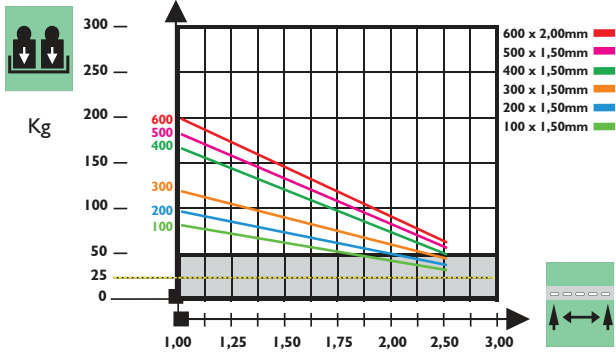

! M8 bolt and Nut usage. The indicated weights are the weights before fabrication.

ORTADAN / CENTER

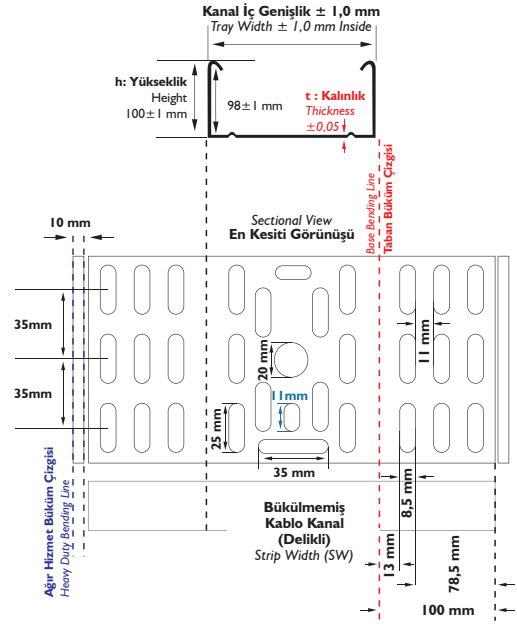
Z TİPİ REDÜKSİYONLAR ORTADAN Z TYPE REDUCERS CENTER



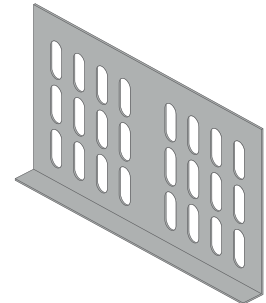
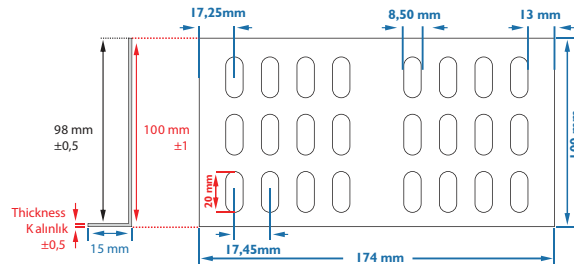
Sipariş Kodu (Order Code)	a (mm)	h (mm)	t (mm)	Kg/Mt (Kg/Mt)
AP-10EA.12	100	100	1,20	2,958
AP-10EA.15	100	100	1,50	3,697
AP-10EA.20	100	100	2,00	4,436
AP-12EA.12	120	100	1,20	3,146
AP-12EA.15	120	100	1,50	3,933
AP-12EA.20	120	100	2,00	4,720
AP-15EA.12	150	100	1,20	3,429
AP-15EA.15	150	100	1,50	4,286
AP-15EA.20	150	100	2,00	5,143
AP-20EA.12	200	100	1,20	3,900
AP-20EA.15	200	100	1,50	4,875
AP-20EA.20	200	100	2,00	5,850
AP-25EA.12	250	100	1,20	4,371
AP-25EA.15	250	100	1,50	5,464
AP-25EA.20	250	100	2,00	6,556
AP-30EA.15	300	100	1,50	6,053
AP-30EA.20	300	100	2,00	7,263
AP-40EA.15	400	100	1,50	7,230
AP-40EA.20	400	100	2,00	8,676
AP-50EA.15	500	100	1,50	8,408
AP-50EA.20	500	100	2,00	10,089
AP-60EA.15	600	100	1,50	9,585
AP-60EA.20	600	100	2,00	11,502

AĞIR HİZMET TİPİ KABLO KANALLARI
 HEAVY DUTY TYPE CABLE TRAYS


 Kilogram Olarak Müsade Edilen Kablo Kanalı Yüklü
 Cable Tray Load in Kg


 'm' Destekler Arası Mesafe
 'm' Span Between Supports


Sipariş Kodu (Order Code)	w (mm)	h (mm)	t (mm)	L (mm)	Kg/Adet (Kg/Pcs.)
AP-AI-10.12	15	102	1,20	174	0,191

EK ELEMANI
 JOINT PIECE


► **AÇIKLAMALAR / INSTRUCTIONS :**

NOT: Ölçü toleransı ± 3 mm.'dir.

! Belirtilen ağırlıklar kesim ağırlıklarıdır.

! Metrik 8 civata ve somun kullanımına uygundur.

NOTE: The dimension tolerance in perforated cable trays is ± 3 mm

! The indicated weights are the weights before fabrication.

! Convenient for M8 bolt and nut usage.

Sipariş Kodu (Order Code)	a, b (mm)	h (mm)	t (mm)	Kg/Adet (Kg/Pcs.)
AP-YDEA110	105	105	1,50	1,597
AP-YDEA112	125	105	1,50	1,733
AP-YDEA115	155	105	1,50	2,116
AP-YDEA120	205	105	1,50	2,374
AP-YDEA125	255	105	1,50	2,851
AP-YDEA130	305	105	1,50	3,386
AP-YDEA140	405	105	2,00	5,562
AP-YDEA150	505	105	2,00	7,342
AP-YDEA160	605	105	2,00	9,405

AÇIKLAMALAR / INSTRUCTIONS :

NOT: DÖNÜŞ MODÜLLERİNDEKİ ÖZEL UYGULAMALAR İÇİN ÖRNEK
SİPARİŞ h:40mm a:100mm b:200mm "90° Yatay Dönüş"

NOTE: The example order for special applications in bend modules.
h:40mm. a:100mm b:200mm Bend 90°.

Sipariş Kodu (Order Code)	a, b, c (mm)	h (mm)	t (mm)	Kg/Adet (Kg/Pcs.)
AP-TDEA210	105	105	1,50	2,328
AP-TDEA212	125	105	1,50	2,476
AP-TDEA215	155	105	1,50	2,775
AP-TDEA220	205	105	1,50	3,164
AP-TDEA225	255	105	1,50	3,670
AP-TDEA230	305	105	1,50	4,235
AP-TDEA240	405	105	2,00	6,651
AP-TDEA250	505	105	2,00	8,502
AP-TDEA260	605	105	2,00	10,636

AÇIKLAMALAR / INSTRUCTIONS :

NOT: DÖNÜŞ MODÜLLERİNDEKİ ÖZEL UYGULAMALAR İÇİN ÖRNEK
SİPARİŞ h:40mm a:300mm b:200mm c:300mm "T" DÖNÜŞ

NOTE: The example order for special applications in bend modules.
h:40mm. a:100mm b:200mm c:300mm "Tee branch".

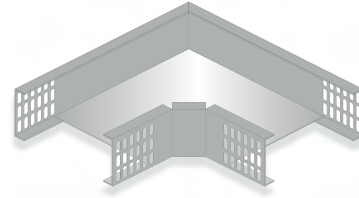
Sipariş Kodu (Order Code)	a, b, c, d (mm)	h (mm)	t (mm)	Kg/Adet (Kg/Pcs.)
AP-DDEA310	105	105	1,50	2,430
AP-DDEA312	125	105	1,50	2,529
AP-DDEA315	155	105	1,50	2,695
AP-DDEA320	205	105	1,50	3,019
AP-DDEA325	255	105	1,50	3,402
AP-DDEA330	305	105	1,50	3,843
AP-DDEA340	405	105	2,00	5,884
AP-DDEA350	505	105	2,00	7,438
AP-DDEA360	605	105	2,00	9,275

AÇIKLAMALAR / INSTRUCTIONS :

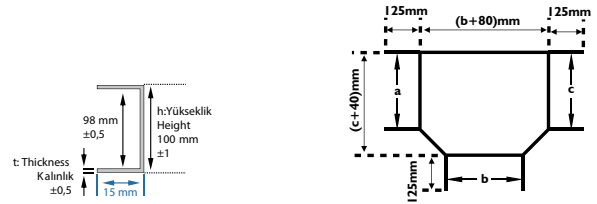
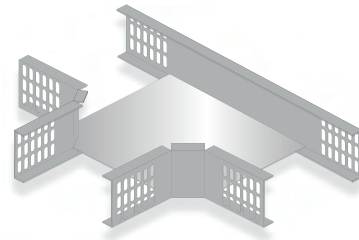
NOT: DÖNÜŞ MODÜLLERİNDEKİ ÖZEL UYGULAMALAR İÇİN ÖRNEK
SİPARİŞ h:40mm a:300mm b:200mm c:300mm d:200mm "Dörtü" DÖNÜŞ

NOTE: The example order for special applications in bend modules.
h:40mm. a:100mm b:200mm c:300mm d:200mm "crossing"

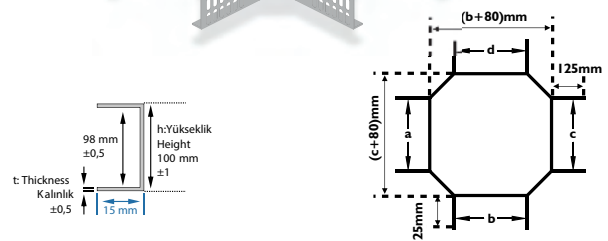
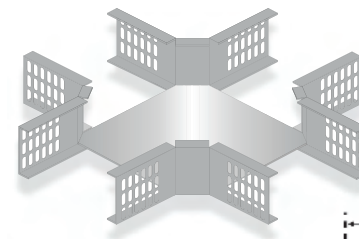
AĞIR HİZMET TİPİ 90° DÖNÜŞ ELEMANLARI
HEAVY DUTY TYPE 90° BENDS



AĞIR HİZMET TİPİ T DÖNÜŞ ELEMANLARI
HEAVY DUTY TYPE TEE-BRANCHES



AĞIR HİZMET TİPİ DÖRTLÜ BAĞLANTILAR
HEAVY DUTY TYPE CROSSINGS



AÇIKLAMALAR / INSTRUCTIONS : Ekstra / Extra

Tüm dönüş uygulamaları, Metrik 8 civata ve somun kullanımına uygundur.
Belirtilen ağırlıklar kesim ağırlıklarıdır.

All the bend implementation are convenient for M8 bolt and Nut usage.
The indicated weights are the weights before fabrication.

Sipariş Kodu (Order Code)	a, b (mm)	h (mm)	t (mm)	Kg/Adet (Kg/Pcs.)
AP-YDEA110/300	105	105	1,50	2,231
AP-YDEA112/300	125	105	1,50	2,388
AP-YDEA115/300	155	105	1,50	2,633
AP-YDEA120/300	205	105	1,50	3,084
AP-YDEA125/300	255	105	1,50	3,547
AP-YDEA130/300	305	105	2,00	4,964
AP-YDEA140/300	405	105	2,00	6,467
AP-YDEA150/300	505	105	2,00	8,186
AP-YDEA160/300	605	105	2,00	9,589

► AÇIKLAMALAR / INSTRUCTIONS :

NOT: DÖNÜŞ MODÜLLERİNDEKİ ÖZEL UYGULAMALAR İÇİN ÖRNEK
SİPARİŞ h:40mm a:100mm b:200mm "90° Yatay Dönüş"

NOTE: The example order for special applications in bend modules.
h:40mm. a:100mm b:200mm Bend 90°.

Sipariş Kodu (Order Code)	a, b, c (mm)	h (mm)	t (mm)	Kg/Adet (Kg/Pcs.)
AP-TDEA210/300	105	105	1,50	4,113
AP-TDEA212/300	125	105	1,50	4,293
AP-TDEA215/300	155	105	1,50	5,049
AP-TDEA220/300	205	105	1,50	5,173
AP-TDEA225/300	255	105	1,50	6,279
AP-TDEA230/300	305	105	2,00	7,304
AP-TDEA240/300	405	105	2,00	8,674
AP-TDEA250/300	505	105	2,00	10,138
AP-TDEA260/300	605	105	2,00	11,168

►► AÇIKLAMALAR / INSTRUCTIONS :

NOT: DÖNÜŞ MODÜLLERİNDEKİ ÖZEL UYGULAMALAR İÇİN ÖRNEK
SİPARİŞ h:40mm a:300mm b:200mm c:300mm "T" DÖNÜŞ

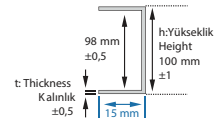
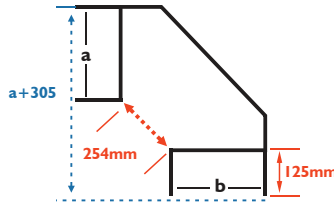

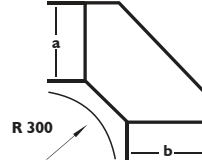
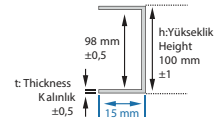
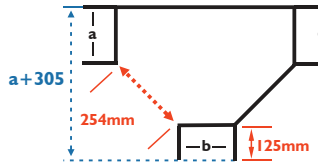

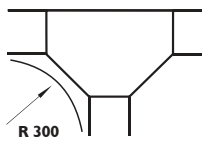
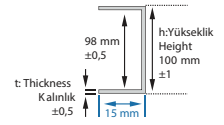
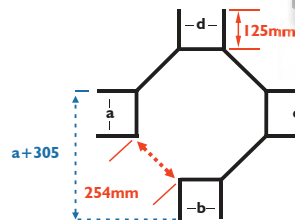

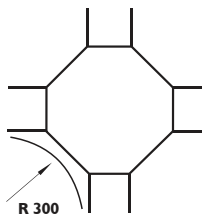
NOTE: The example order for special applications in bend modules.
h:40mm. a:100mm b:200mm c:300mm "Tee branch".

Sipariş Kodu (Order Code)	a, b, c, d (mm)	h (mm)	t (mm)	Kg/Adet (Kg/Pcs.)
AP-DDEA310/300	105	105	1,50	4,858
AP-DDEA312/300	125	105	1,50	5,081
AP-DDEA315/300	155	105	1,50	5,434
AP-DDEA320/300	205	105	1,50	6,069
AP-DDEA325/300	255	105	1,50	6,762
AP-DDEA330/300	305	105	2,00	9,017
AP-DDEA340/300	405	105	2,00	11,035
AP-DDEA350/300	505	105	2,00	13,336
AP-DDEA360/300	605	105	2,00	15,919

►►► AÇIKLAMALAR / INSTRUCTIONS :

NOT: DÖNÜŞ MODÜLLERİNDEKİ ÖZEL UYGULAMALAR İÇİN ÖRNEK
SİPARİŞ h:40mm a:300mm b:200mm c:300mm d:200mm "Dörtlü" DÖNÜŞ

NOTE: The example order for special applications in bend modules.
h:40mm. a:100mm b:200mm c:300mm d:200mm "crossing"

RADUS 300 AĞIR HİZMET TİPİ 90° DÖNÜŞ ELEMANLARI
 HEAVY DUTY TYPE 90° BENDS

RADUS 300 AĞIR HİZMET TİPİ T DÖNÜŞ ELEMANLARI
 HEAVY DUTY TYPE TEE BRANCHES

RADUS 300 AĞIR HİZMET TİPİ DÖRTLÜ BAĞLANTILAR
 HEAVY DUTY TYPE CROSSINGS

AÇIKLAMALAR / INSTRUCTIONS : Ekstra / Extra

Tüm dönüş uygulamaları, Metrik 8 civata ve somun kullanımına uygundur.
Belirtilen ağırlıklar kesim ağırlıklarıdır.

All the bend implementation are convenient for M8 bolt and Nut usage.
The indicated weights are the weights before fabrication.

Sipariş Kodu (Order Code)	a, b (mm)	h (mm)	t (mm)	Kg/Adet (Kg/Pcs.)
AP-YDEA110/450	105	105	1,50	2,555
AP-YDEA112/450	125	105	1,50	2,739
AP-YDEA115/450	155	105	1,50	3,026
AP-YDEA120/450	205	105	1,50	3,545
AP-YDEA125/450	255	105	1,50	4,077
AP-YDEA130/450	305	105	2,00	5,684
AP-YDEA140/450	405	105	2,00	7,351
AP-YDEA150/450	505	105	2,00	9,235
AP-YDEA160/450	605	105	2,00	10,804

AÇIKLAMALAR / INSTRUCTIONS :

NOT: DÖNÜŞ MODÜLLERİNDEKİ ÖZEL UYGULAMALAR İÇİN ÖRNEK
SİPARİŞ h:40mm a:100mm b:200mm "90° Yatay Dönüş"

NOTE: The example order for special applications in bend modules.
h:40mm. a:100mm b:200mm Bend 90°.

Sipariş Kodu (Order Code)	a, b, c (mm)	h (mm)	t (mm)	Kg/Adet (Kg/Pcs.)
AP-TDEA210/450	105	105	1,50	5,532
AP-TDEA212/450	125	105	1,50	5,770
AP-TDEA215/450	155	105	1,50	6,760
AP-TDEA220/450	205	105	1,50	6,884
AP-TDEA225/450	255	105	1,50	8,282
AP-TDEA230/450	305	105	2,00	9,708
AP-TDEA240/450	405	105	2,00	11,428
AP-TDEA250/450	505	105	2,00	13,243
AP-TDEA260/450	605	105	2,00	14,623

AÇIKLAMALAR / INSTRUCTIONS :

NOT: DÖNÜŞ MODÜLLERİNDEKİ ÖZEL UYGULAMALAR İÇİN ÖRNEK
SİPARİŞ h:40mm a:300mm b:200mm c:300mm "T" DÖNÜŞ

NOTE: The example order for special applications in bend modules.
h:40mm. a:100mm b:200mm c:300mm "Tee branch".

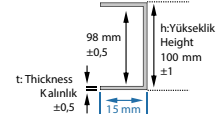
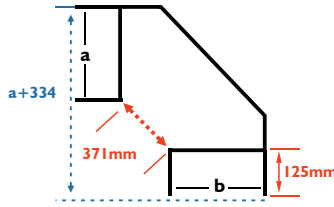

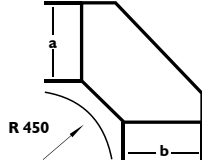
Sipariş Kodu (Order Code)	a, b, c, d (mm)	h (mm)	t (mm)	Kg/Adet (Kg/Pcs.)
AP-DDEA310/450	105	105	1,50	6,844
AP-DDEA312/450	125	105	1,50	7,145
AP-DDEA315/450	155	105	1,50	7,615
AP-DDEA320/450	205	105	1,50	8,444
AP-DDEA325/450	255	105	1,50	9,331
AP-DDEA330/450	305	105	2,00	12,334
AP-DDEA340/450	405	105	2,00	14,818
AP-DDEA350/450	505	105	2,00	17,584
AP-DDEA360/450	605	105	2,00	20,634

AÇIKLAMALAR / INSTRUCTIONS :

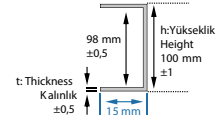
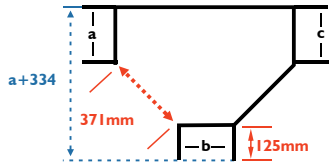

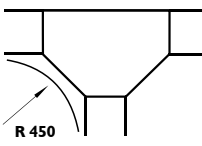
NOT: DÖNÜŞ MODÜLLERİNDEKİ ÖZEL UYGULAMALAR İÇİN ÖRNEK
SİPARİŞ h:40mm a:300mm b:200mm c:300mm d:200mm "Dörtlü" DÖNÜŞ

NOTE: The example order for special applications in bend modules.
h:40mm. a:100mm b:200mm c:300mm d:200mm "crossing"

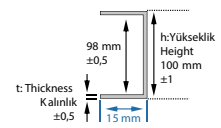
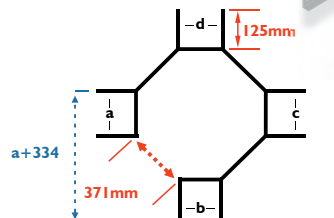

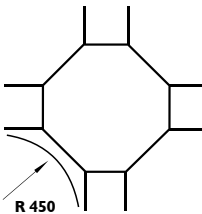
RADUS 450 AĞIR HİZMET TİPİ 90° DÖNÜŞ ELEMANLARI
HEAVY DUTY TYPE 90° BENDS



RADUS 450 AĞIR HİZMET TİPİ T DÖNÜŞ ELEMANLARI
HEAVY DUTY TYPE TEE BRANCHES



RADUS 450 AĞIR HİZMET TİPİ DÖRTLÜ BAĞLANTILAR
HEAVY DUTY TYPE CROSSINGS



AÇIKLAMALAR / INSTRUCTIONS : Ekstra / Extra

Tüm dönüş uygulamaları, Metrik 8 civata ve somun kullanımına uygundur.
Belirtilen ağırlıklar kesim ağırlıklarıdır.

All the bend implementation are convenient for M8 bolt and Nut usage.
The indicated weights are the weights before fabrication.

Sipariş Kodu (Order Code)	a, b (mm)	h (mm)	t (mm)	Kg/Adet (Kg/Pcs.)
AP-YDEA110/600	105	105	1,50	2,904
AP-YDEA112/600	125	105	1,50	3,118
AP-YDEA115/600	155	105	1,50	3,409
AP-YDEA120/600	205	105	1,50	3,979
AP-YDEA125/600	255	105	1,50	4,585
AP-YDEA130/600	305	105	2,00	6,382
AP-YDEA140/600	405	105	2,00	8,151
AP-YDEA150/600	505	105	2,00	10,214
AP-YDEA160/600	605	105	2,00	11,961

► AÇIKLAMALAR / INSTRUCTIONS :

NOT: DÖNÜŞ MODÜLLERİNDEKİ ÖZEL UYGULAMALAR İÇİN ÖRNEK
SİPARİŞ h:40mm a:100mm b:200mm "90° Yatay Dönüş"

NOTE: The example order for special applications in bend modules.
h:40mm. a:100mm b:200mm Bend 90°.

Sipariş Kodu (Order Code)	a, b, c (mm)	h (mm)	t (mm)	Kg/Adet (Kg/Pcs.)
AP-TDEA210/600	105	105	1,50	7,362
AP-TDEA212/600	125	105	1,50	7,662
AP-TDEA215/600	155	105	1,50	8,898
AP-TDEA220/600	205	105	1,50	9,022
AP-TDEA225/600	255	105	1,50	10,727
AP-TDEA230/600	305	105	2,00	12,642
AP-TDEA240/600	405	105	2,00	14,731
AP-TDEA250/600	505	105	2,00	16,914
AP-TDEA260/600	605	105	2,00	18,663

►► AÇIKLAMALAR / INSTRUCTIONS :

NOT: DÖNÜŞ MODÜLLERİNDEKİ ÖZEL UYGULAMALAR İÇİN ÖRNEK
SİPARİŞ h:40mm a:300mm b:200mm c:300mm "T" DÖNÜŞ

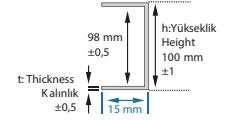
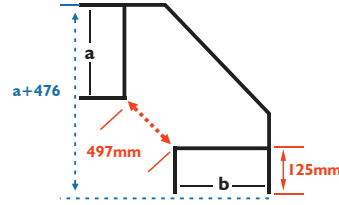

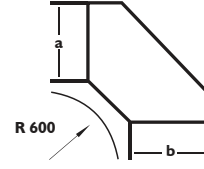
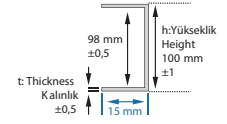
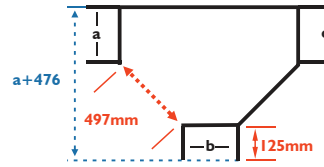

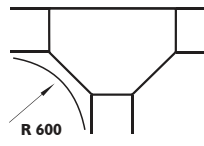
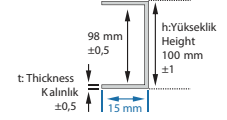
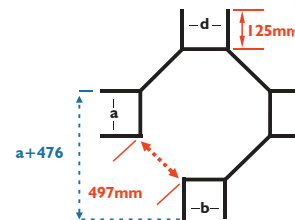

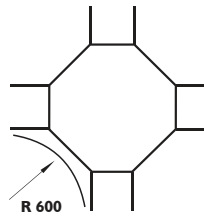
NOTE: The example order for special applications in bend modules.
h:40mm. a:100mm b:200mm c:300mm "Tee branch".

Sipariş Kodu (Order Code)	a, b, c, d (mm)	h (mm)	t (mm)	Kg/Adet (Kg/Pcs.)
AP-DDEA310/600	105	105	1,50	9,360
AP-DDEA312/600	125	105	1,50	9,745
AP-DDEA315/600	155	105	1,50	10,341
AP-DDEA320/600	205	105	1,50	11,381
AP-DDEA325/600	255	105	1,50	12,479
AP-DDEA330/600	305	105	2,00	16,364
AP-DDEA340/600	405	105	2,00	19,354
AP-DDEA350/600	505	105	2,00	22,626
AP-DDEA360/600	605	105	2,00	26,182

►►► AÇIKLAMALAR / INSTRUCTIONS :

NOT: DÖNÜŞ MODÜLLERİNDEKİ ÖZEL UYGULAMALAR İÇİN ÖRNEK
SİPARİŞ h:40mm a:300mm b:200mm c:300mm d:200mm "Dörtlü" DÖNÜŞ

NOTE: The example order for special applications in bend modules.
h:40mm. a:100mm b:200mm c:300mm d:200mm "crossing"

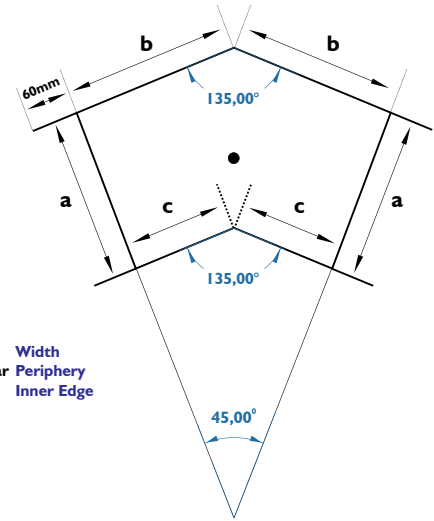
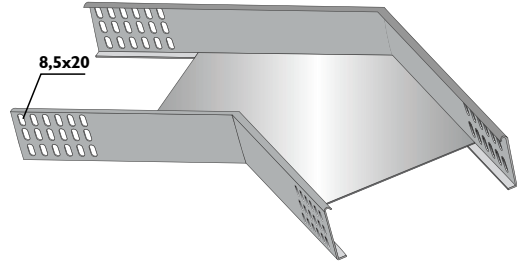
RADUS 600 AĞIR HİZMET TİPİ 90° DÖNÜŞ ELEMANLARI
 HEAVY DUTY TYPE 90° BENDS

RADUS 600 AĞIR HİZMET TİPİ T DÖNÜŞ ELEMANLARI
 HEAVY DUTY TYPE TEE BRANCHES

RADUS 600 AĞIR HİZMET TİPİ DÖRTLÜ BAĞLANTILAR
 HEAVY DUTY TYPE CROSSINGS

AÇIKLAMALAR / INSTRUCTIONS : Ekstra / Extra

Tüm dönüş uygulamaları, Metrik 8 çivata ve somun kullanımına uygundur.
Belirtilen ağırlıklar kesim ağırlıklardır.

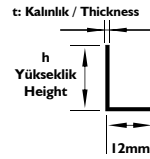
All the bend implementation are convenient for M8 bolt and Nut usage.
The indicated weights are the weights before fabrication.

Sipariş Kodu (Order Code)	a (mm)	b (mm)	c (mm)	h (mm)	t (mm)	Kg/Adet (Kg/Pcs.)
AP-YDEA110/135	105	165	130	105	1,50	2,265
AP-YDEA112/135	125	185	140	105	1,50	2,410
AP-YDEA115/135	155	215	155	105	1,50	2,634
AP-YDEA120/135	205	265	180	105	1,50	2,853
AP-YDEA125/135	255	315	205	105	1,50	3,190
AP-YDEA130/135	305	365	230	105	1,50	3,970
AP-YDEA140/135	405	465	285	105	1,50	4,798
AP-YDEA150/135	505	565	335	105	1,50	5,685
AP-YDEA160/135	605	665	385	105	1,50	6,638

135° DÖNÜŞ ELEMANLARI
135° BENDS



a : Genişlik Width
b : Dış Kenar Periphery
c : İç Kenar Inner Edge



➤ AÇIKLAMALAR / INSTRUCTIONS :

NOT: Lütfen siparişlerinizde 135° dönüş tipini ve sipariş kodunu belirtiniz.

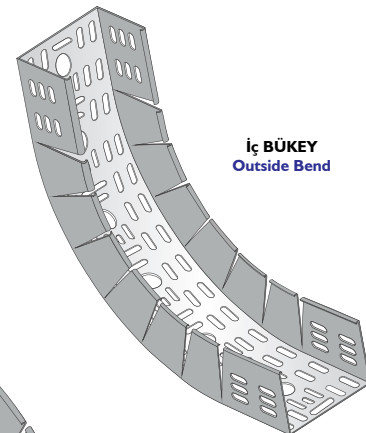
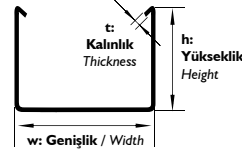
! Metrik 8 cıvata ve somun kullanımına uygundur. Belirtilen ağırlıklar kesim ağırlıklarıdır.

NOTE: Please indicate the 135° Bend type and order code.

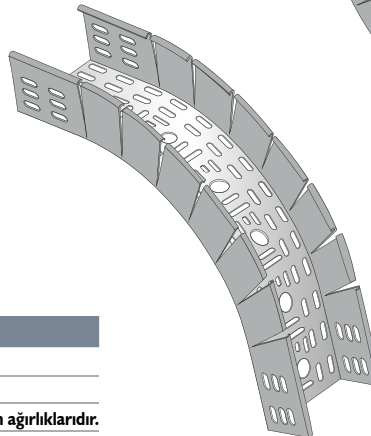
! M8 bolt and Nut usage. The indicated weights are the weights before fabrication.

Sipariş Kodu (Order Code)	w (mm)	h (mm)	t (mm)	Kg/Adet (Kg/Pcs.)
AP-BEA510	100	100	1,50	2,958
AP-BEA512	120	100	1,50	3,146
AP-BEA515	150	100	1,50	3,429
AP-BEA520	200	100	1,50	3,900
AP-BEA525	250	100	1,50	4,371
AP-BEA530	300	100	2,00	6,456
AP-BEA540	400	100	2,00	7,712
AP-BEA550	500	100	2,00	8,968
AP-BEA560	600	100	2,00	10,224

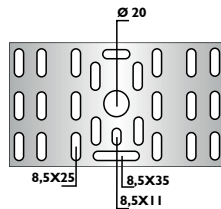
İÇ VE DIŞ BÜKEY ELEMANLARI
HEAVY DUTY TYPE VERTICAL INSIDE AND OUTSIDE BENDS



İÇ BÜKEY
Outside Bend



DIŞ BÜKEY
Outside Bend



➤➤ AÇIKLAMALAR / INSTRUCTIONS :

NOT: Lütfen siparişlerinizde bükey tipini ve sipariş kodunu belirtiniz.

! Standart uzunluk 800mm. İsteğe bağlı olarak uzunluklar değişebilir.

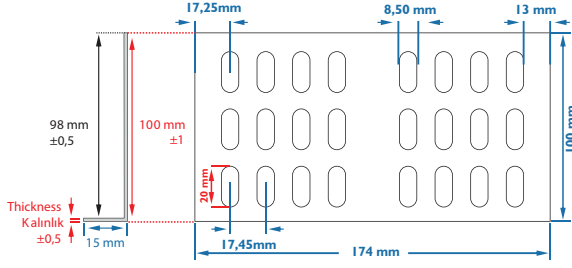
! Metrik 8 cıvata ve somun kullanımına uygundur. Belirtilen ağırlıklar kesim ağırlıklarıdır.

NOTE: Please indicate the vertical adjustable inside and outside bends type and order code.

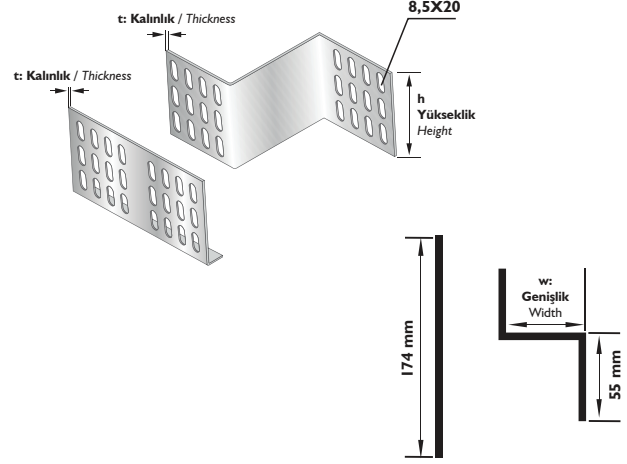
! Standart Length is 800mm. On request the Lengths can change.

! M8 bolt and Nut usage. The indicated weights are the weights before fabrication.

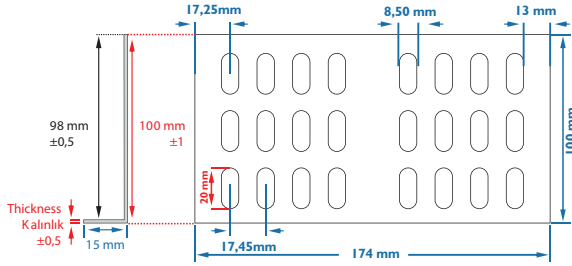
Sipariş Kodu (Order Code)	w (mm)	h (mm)	t (mm)	Kg/Takım (Kg/Set)
AP-RZEA1-50	50	100	1,50	0,391
AP-RZEA1-100	100	100	1,50	0,450
AP-RZEA1-150	150	100	1,50	0,509
AP-RZEA1-200	200	100	1,50	0,568
AP-RZEA1-250	250	100	1,50	0,627
AP-RZEA1-300	300	100	1,50	0,686



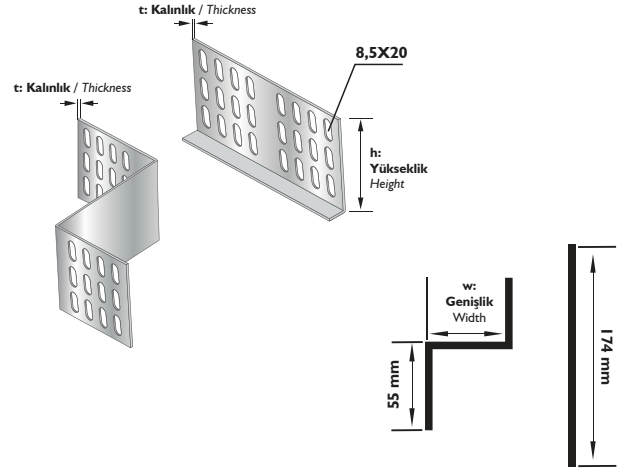
SOLA / LEFT

Z TİPİ REDÜKSİYONLAR SOLA
Z TYPE REDUCERS LEFT


Sipariş Kodu (Order Code)	w (mm)	h (mm)	t (mm)	Kg/Takım (Kg/Set)
AP-RZEA1-50	50	100	1,50	0,391
AP-RZEA1-100	100	100	1,50	0,450
AP-RZEA1-150	150	100	1,50	0,509
AP-RZEA1-200	200	100	1,50	0,568
AP-RZEA1-250	250	100	1,50	0,627
AP-RZEA1-300	300	100	1,50	0,686

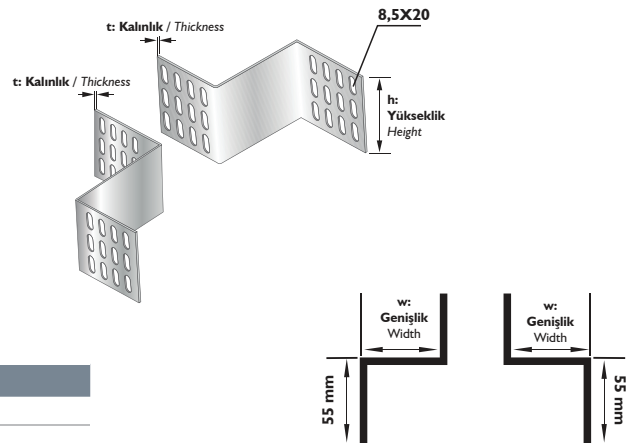


SAĞA / RIGHT

Z TİPİ REDÜKSİYONLAR SAĞA
Z TYPE REDUCERS RIGHT


Sipariş Kodu (Order Code)	w (mm)	h (mm)	t (mm)	Kg/Takım (Kg/Set)
AP-RZEA2-25	25	100	1,50	0,341
AP-RZEA2-50	50	100	1,50	0,400
AP-RZEA2-100	100	100	1,50	0,568
AP-RZEA2-150	150	100	1,50	0,636
AP-RZEA2-200	200	100	1,50	0,754
AP-RZEA2-250	250	100	1,50	0,871

ORTADAN / CENTER

Z TİPİ REDÜKSİYONLAR ORTADAN
Z TYPE REDUCERS CENTER

AÇIKLAMALAR / INSTRUCTIONS :
NOT: Lütfen siparişlerinizde redüksiyon tipini ve "w" ölçüsünü belirtiniz.

! Özel ölçüler için lütfen firmamız ile irtibata geçiniz.

! Metrik 8 cıvata ve somun kullanımına uygundur. Belirtilen ağırlıklar kesim ağırlıklarıdır.

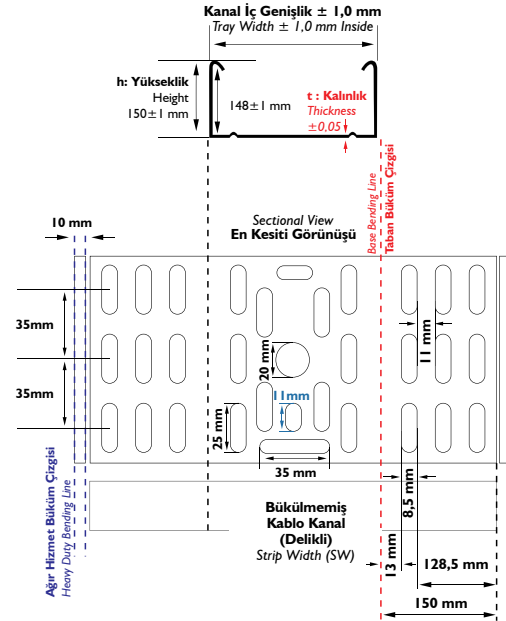
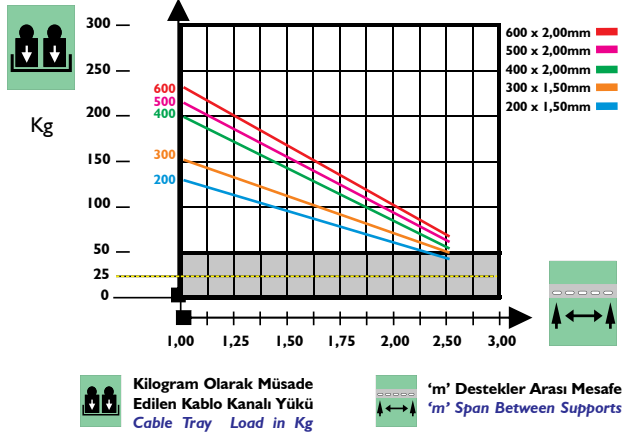

NOTE: Please assert the reduction type and "w" dimension.

! For special dimensions please contact our firm

! M8 bolt and Nut usage. The indicated weights are the weights before fabrication.

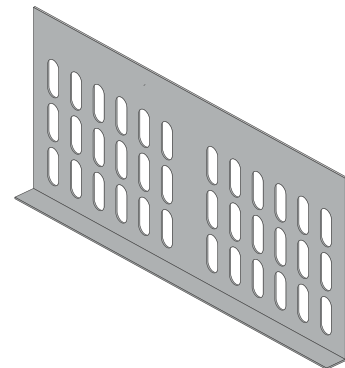
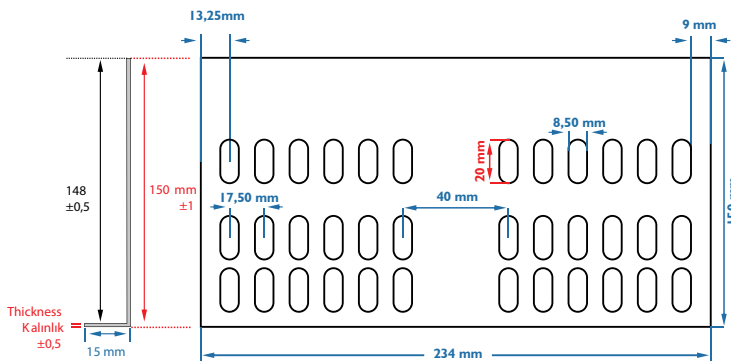
Sipariş Kodu (Order Code)	w (mm)	h (mm)	t (mm)	Kg/Mt (Kg/Mt)
AP-15EAH.15	150	150	1,50	5,464
AP-15EAH.20	150	150	2,00	6,556
AP-20EAH.15	200	150	1,50	6,052
AP-20EAH.20	200	150	2,00	7,263
AP-25EAH.15	250	150	1,50	6,641
AP-25EAH.20	250	150	2,00	7,969
AP-30EAH.20	300	150	2,00	9,640
AP-40EAH.20	400	150	2,00	11,210
AP-50EAH.20	500	150	2,00	12,780
AP-60EAH.20	600	150	2,00	14,350

AĞIR HİZMET TİPİ KABLO KANALLARI
HEAVY DUTY TYPE CABLE TRAYS



Sipariş Kodu (Order Code)	w (mm)	h (mm)	t (mm)	L (mm)	Kg/Adet (Kg/Pcs.)
AP-AI-15.15	15	152	1,50	234	0,454

EK ELEMANI
JOINT PIECE



- AÇIKLAMALAR / INSTRUCTIONS:**
- NOT:** Ölçü toleransı ± 3 mm'dir.
- ! Belirtilen ağırlıklar kesim ağırlıklarıdır.
- ! Metrik 8 civata ve somun kullanımına uygundur.
- NOTE:** The dimension tolerance in perforated cable trays is ± 3 mm
- ! The indicated weights are the weights before fabrication.
- ! Convenient for M8 bolt and nut usage.

Sipariş Kodu (Order Code)	a, b (mm)	h (mm)	t (mm)	Kg/Adet (Kg/Pcs.)
AP-YDEAH115	155	150	1,50	2,711
AP-YDEAH120	205	150	1,50	3,004
AP-YDEAH125	255	150	1,50	3,540
AP-YDEAH130	305	150	1,50	4,134
AP-YDEAH140	405	150	2,00	6,600
AP-YDEAH150	505	150	2,00	8,522
AP-YDEAH160	605	150	2,00	10,726

► AÇIKLAMALAR / INSTRUCTIONS :

NOT: DÖNÜŞ MODÜLLERİNDEKİ ÖZEL UYGULAMALAR İÇİN ÖRNEK
SİPARİŞ h:40mm a:100mm b:200mm "90° Yatay Dönüş"

NOTE: The example order for special applications in bend modules.
h:40mm. a:100mm b:200mm Bend 90°.

Sipariş Kodu (Order Code)	a, b, c (mm)	h (mm)	t (mm)	Kg/Adet (Kg/Pcs.)
AP-TDEAH215	155	150	1,50	3,594
AP-TDEAH220	205	150	1,50	4,041
AP-TDEAH225	255	150	1,50	4,606
AP-TDEAH230	305	150	1,50	5,230
AP-TDEAH240	405	150	2,00	7,986
AP-TDEAH250	505	150	2,00	9,979
AP-TDEAH260	605	150	2,00	12,254

► AÇIKLAMALAR / INSTRUCTIONS :

NOT: DÖNÜŞ MODÜLLERİNDEKİ ÖZEL UYGULAMALAR İÇİN ÖRNEK
SİPARİŞ h:40mm a:300mm b:200mm c:300mm "T" DÖNÜŞ


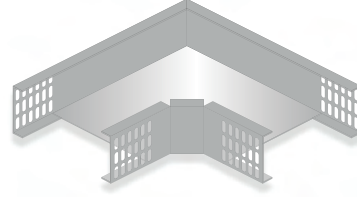
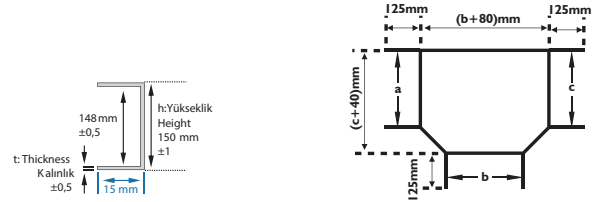
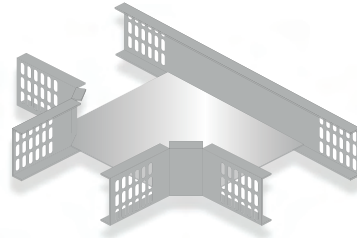
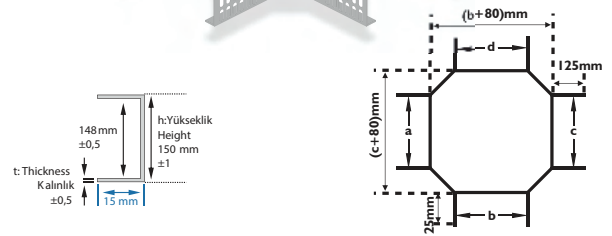
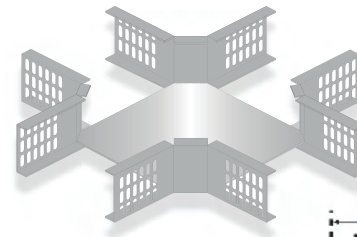
NOTE: The example order for special applications in bend modules.
h:40mm. a:100mm b:200mm c:300mm "Tee branch".

Sipariş Kodu (Order Code)	a, b, c, d (mm)	h (mm)	t (mm)	Kg/Adet (Kg/Pcs.)
AP-DDEAH315	155	150	1,50	3,449
AP-DDEAH320	205	150	1,50	3,773
AP-DDEAH325	255	150	1,50	4,155
AP-DDEAH330	305	150	1,50	4,597
AP-DDEAH340	405	150	2,00	6,788
AP-DDEAH350	505	150	2,00	8,342
AP-DDEAH360	605	150	2,00	10,179

► AÇIKLAMALAR / INSTRUCTIONS :

NOT: DÖNÜŞ MODÜLLERİNDEKİ ÖZEL UYGULAMALAR İÇİN ÖRNEK
SİPARİŞ h:40mm a:300mm b:200mm c:300mm d:200mm "Dörtlü" DÖNÜŞ

NOTE: The example order for special applications in bend modules.
h:40mm. a:100mm b:200mm c:300mm d:200mm "crossing"

AĞIR HİZMET TİPİ 90° DÖNÜŞ ELEMANLARI
 HEAVY DUTY TYPE 90° BENDS

AĞIR HİZMET TİPİ T DÖNÜŞ ELEMANLARI
 HEAVY DUTY TYPE TEE-BRANCHES

AĞIR HİZMET TİPİ DÖRTLÜ BAĞLANTILAR
 HEAVY DUTY TYPE CROSSINGS

AÇIKLAMALAR / INSTRUCTIONS : Ekstra / Extra

Tüm dönüş uygulamaları, Metrik 8 civata ve somun kullanımına uygundur.
Belirtilen ağırlıklar kesim ağırlıklarıdır.

All the bend implementation are convenient for M8 bolt and Nut usage.
The indicated weights are the weights before fabrication.

Sipariş Kodu (Order Code)	a, b (mm)	h (mm)	t (mm)	Kg/Adet (Kg/Pcs.)
AP-YDEAH115/300	155	150	1,50	3,378
AP-YDEAH120/300	205	150	1,50	3,877
AP-YDEAH125/300	255	150	1,50	4,389
AP-YDEAH130/300	305	150	2,00	6,034
AP-YDEAH140/300	405	150	2,00	7,653
AP-YDEAH150/300	505	150	2,00	9,489
AP-YDEAH160/300	605	150	2,00	11,009

AÇIKLAMALAR / INSTRUCTIONS :

NOT: DÖNÜŞ MODÜLLERİNDEKİ ÖZEL UYGULAMALAR İÇİN ÖRNEK SİPARİŞ h:40mm a:100mm b:200mm "90° Yatay Dönüş"

NOTE: The example order for special applications in bend modules. h:40mm. a:100mm b:200mm Bend 90°.

Sipariş Kodu (Order Code)	a, b, c (mm)	h (mm)	t (mm)	Kg/Adet (Kg/Pcs.)
AP-TDEAH215/300	155	150	1,50	6,246
AP-TDEAH220/300	205	150	1,50	6,122
AP-TDEAH225/300	255	150	1,50	7,410
AP-TDEAH230/300	305	150	2,00	8,662
AP-TDEAH240/300	405	150	2,00	10,103
AP-TDEAH250/300	505	150	2,00	11,637
AP-TDEAH260/300	605	150	2,00	12,738

AÇIKLAMALAR / INSTRUCTIONS :

NOT: DÖNÜŞ MODÜLLERİNDEKİ ÖZEL UYGULAMALAR İÇİN ÖRNEK SİPARİŞ h:40mm a:300mm b:200mm c:300mm "T" DÖNÜŞ

NOTE: The example order for special applications in bend modules. h:40mm. a:100mm b:200mm c:300mm "Tee branch".

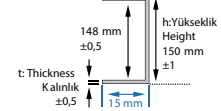
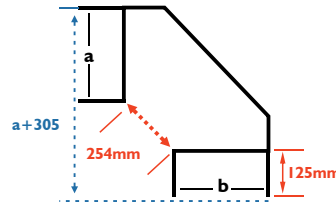

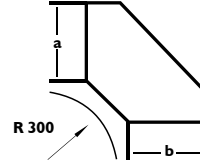
Sipariş Kodu (Order Code)	a, b, c, d (mm)	h (mm)	t (mm)	Kg/Adet (Kg/Pcs.)
AP-DDEAH315/300	155	150	1,50	6,621
AP-DDEAH320/300	205	150	1,50	7,255
AP-DDEAH325/300	255	150	1,50	7,949
AP-DDEAH330/300	305	150	2,00	10,442
AP-DDEAH340/300	405	150	2,00	12,459
AP-DDEAH350/300	505	150	2,00	14,760
AP-DDEAH360/300	605	150	2,00	17,343

AÇIKLAMALAR / INSTRUCTIONS :

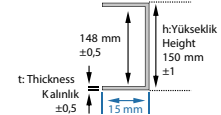
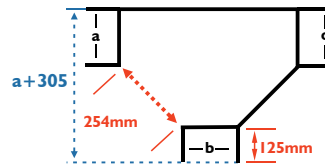

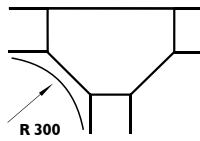
NOT: DÖNÜŞ MODÜLLERİNDEKİ ÖZEL UYGULAMALAR İÇİN ÖRNEK SİPARİŞ h:40mm a:300mm b:200mm c:300mm d:200mm "Dörtü" DÖNÜŞ

NOTE: The example order for special applications in bend modules. h:40mm. a:100mm b:200mm c:300mm d:200mm "crossing"

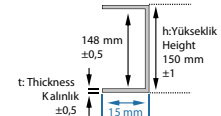
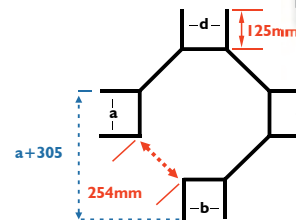
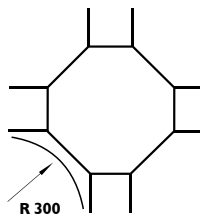
RADUS 300 AĞIR HİZMET TİPİ 90° DÖNÜŞ ELEMANLARI
HEAVY DUTY TYPE 90° BENDS



RADUS 300 AĞIR HİZMET TİPİ T DÖNÜŞ ELEMANLARI
HEAVY DUTY TYPE TEE BRANCHES



RADUS 300 AĞIR HİZMET TİPİ DÖRTLÜ BAĞLANTILAR
HEAVY DUTY TYPE CROSSINGS



AÇIKLAMALAR / INSTRUCTIONS : Ekstra / Extra

Tüm dönüş uygulamaları, Metrik 8 civata ve somun kullanımına uygundur. Belirtilen ağırlıklar kesim ağırlıklarıdır.

All the bend implementation are convenient for M8 bolt and Nut usage. The indicated weights are the weights before fabrication.

Sipariş Kodu (Order Code)	a, b (mm)	h (mm)	t (mm)	Kg/Adet (Kg/Pcs.)
AP-YDEAH115/450	155	150	1,50	3,839
AP-YDEAH120/450	205	150	1,50	4,408
AP-YDEAH125/450	255	150	1,50	4,988
AP-YDEAH130/450	305	150	2,00	6,835
AP-YDEAH140/450	405	150	2,00	8,620
AP-YDEAH150/450	505	150	2,00	10,621
AP-YDEAH160/450	605	150	2,00	12,307

► AÇIKLAMALAR / INSTRUCTIONS :

NOT: DÖNÜŞ MODÜLLERİNDEKİ ÖZEL UYGULAMALAR İÇİN ÖRNEK SİPARİŞ h:40mm a:100mm b:200mm "90° Yatay Dönüş"

NOTE: The example order for special applications in bend modules. h:40mm. a:100mm b:200mm Bend 90°.

Sipariş Kodu (Order Code)	a, b, c (mm)	h (mm)	t (mm)	Kg/Adet (Kg/Pcs.)
AP-TDEAH215/450	155	150	1,50	7,930
AP-TDEAH220/450	205	150	1,50	8,054
AP-TDEAH225/450	255	150	1,50	9,510
AP-TDEAH230/450	305	150	2,00	11,182
AP-TDEAH240/450	405	150	2,00	12,974
AP-TDEAH250/450	505	150	2,00	14,858
AP-TDEAH260/450	605	150	2,00	16,309

►► AÇIKLAMALAR / INSTRUCTIONS :

NOT: DÖNÜŞ MODÜLLERİNDEKİ ÖZEL UYGULAMALAR İÇİN ÖRNEK SİPARİŞ h:40mm a:300mm b:200mm c:300mm "T" DÖNÜŞ

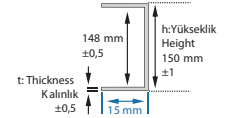
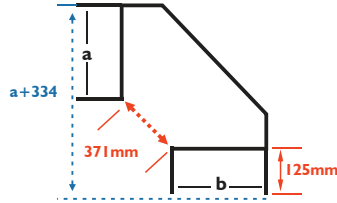

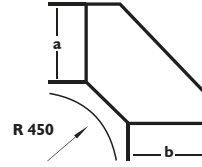
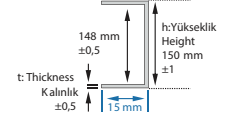
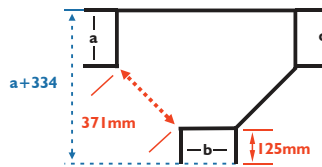

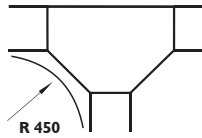
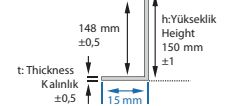
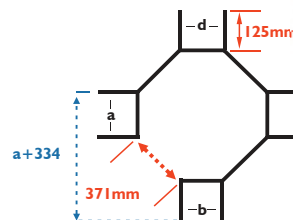

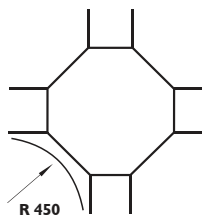
NOTE: The example order for special applications in bend modules. h:40mm. a:100mm b:200mm c:300mm "Tee branch".

Sipariş Kodu (Order Code)	a, b, c, d (mm)	h (mm)	t (mm)	Kg/Adet (Kg/Pcs.)
AP-DDEAH315/450	155	150	1,50	9,077
AP-DDEAH320/450	205	150	1,50	9,906
AP-DDEAH325/450	255	150	1,50	10,794
AP-DDEAH330/450	305	150	2,00	14,089
AP-DDEAH340/450	405	150	2,00	16,573
AP-DDEAH350/450	505	150	2,00	19,339
AP-DDEAH360/450	605	150	2,00	22,389

►►► AÇIKLAMALAR / INSTRUCTIONS :

NOT: DÖNÜŞ MODÜLLERİNDEKİ ÖZEL UYGULAMALAR İÇİN ÖRNEK SİPARİŞ h:40mm a:300mm b:200mm c:300mm d:200mm "Dörtlü" DÖNÜŞ

NOTE: The example order for special applications in bend modules. h:40mm. a:100mm b:200mm c:300mm d:200mm "crossing"

RADUS 450 AĞIR HİZMET TİPİ 90° DÖNÜŞ ELEMANLARI
 HEAVY DUTY TYPE 90° BENDS

RADUS 450 AĞIR HİZMET TİPİ T DÖNÜŞ ELEMANLARI
 HEAVY DUTY TYPE TEE-BRANCHES

RADUS 450 AĞIR HİZMET TİPİ DÖRTLÜ BAĞLANTILAR
 HEAVY DUTY TYPE CROSSINGS

AÇIKLAMALAR / INSTRUCTIONS : Ekstra / Extra

Tüm dönüş uygulamaları, Metrik 8 civata ve somun kullanımına uygundur. Belirtilen ağırlıklar kesim ağırlıklarıdır.

All the bend implementation are convenient for M8 bolt and Nut usage. The indicated weights are the weights before fabrication.

Sipariş Kodu (Order Code)	a, b (mm)	h (mm)	t (mm)	Kg/Adet (Kg/Pcs.)
AP-YDEAH115/600	155	150	1,50	4,281
AP-YDEAH120/600	205	150	1,50	4,891
AP-YDEAH125/600	255	150	1,50	5,546
AP-YDEAH130/600	305	150	2,00	7,593
AP-YDEAH140/600	405	150	2,00	9,451
AP-YDEAH150/600	505	150	2,00	11,630
AP-YDEAH160/600	605	150	2,00	13,494

AÇIKLAMALAR / INSTRUCTIONS :

NOT: DÖNÜŞ MODÜLLERİNDEKİ ÖZEL UYGULAMALAR İÇİN ÖRNEK
SİPARİŞ h:40mm a:100mm b:200mm "90° Yatay Dönüş"

NOTE: The example order for special applications in bend modules.
h:40mm. a:100mm b:200mm Bend 90°.

Sipariş Kodu (Order Code)	a, b, c (mm)	h (mm)	t (mm)	Kg/Adet (Kg/Pcs.)
AP-TDEAH215/600	155	150	1,50	10,173
AP-TDEAH220/600	205	150	1,50	10,296
AP-TDEAH225/600	255	150	1,50	12,060
AP-TDEAH230/600	305	150	2,00	14,242
AP-TDEAH240/600	405	150	2,00	16,402
AP-TDEAH250/600	505	150	2,00	18,656
AP-TDEAH260/600	605	150	2,00	20,476

AÇIKLAMALAR / INSTRUCTIONS :

NOT: DÖNÜŞ MODÜLLERİNDEKİ ÖZEL UYGULAMALAR İÇİN ÖRNEK
SİPARİŞ h:40mm a:300mm b:200mm c:300mm "T" DÖNÜŞ

NOTE: The example order for special applications in bend modules.
h:40mm. a:100mm b:200mm c:300mm "Tee branch".

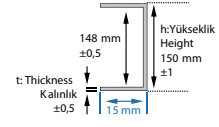
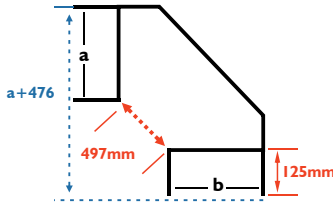
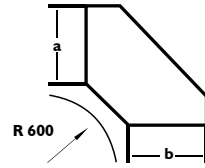
Sipariş Kodu (Order Code)	a, b, c, d (mm)	h (mm)	t (mm)	Kg/Adet (Kg/Pcs.)
AP-DDEAH315/600	155	150	1,50	12,100
AP-DDEAH320/600	205	150	1,50	13,140
AP-DDEAH325/600	255	150	1,50	14,238
AP-DDEAH330/600	305	150	2,00	18,475
AP-DDEAH340/600	405	150	2,00	21,465
AP-DDEAH350/600	505	150	2,00	24,737
AP-DDEAH360/600	605	150	2,00	28,293

AÇIKLAMALAR / INSTRUCTIONS :

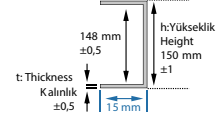
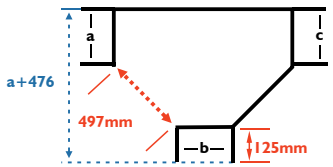

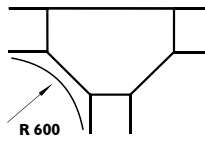
NOT: DÖNÜŞ MODÜLLERİNDEKİ ÖZEL UYGULAMALAR İÇİN ÖRNEK
SİPARİŞ h:40mm a:300mm b:200mm c:300mm d:200mm "Dörtlü" DÖNÜŞ

NOTE: The example order for special applications in bend modules.
h:40mm. a:100mm b:200mm c:300mm d:200mm "crossing"

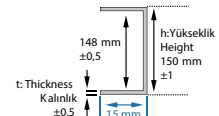
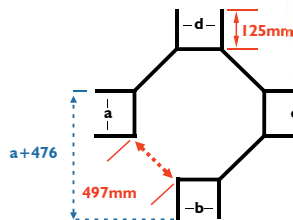
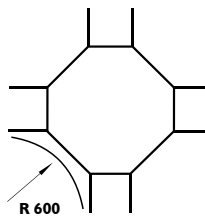
RADUS 600 AĞIR HİZMET TİPİ 90° DÖNÜŞ ELEMANLARI
HEAVY DUTY TYPE 90° BENDS



RADUS 600 AĞIR HİZMET TİPİ T DÖNÜŞ ELEMANLARI
HEAVY DUTY TYPE TEE BRANCHES



RADUS 600 AĞIR HİZMET TİPİ DÖRTLÜ BAĞLANTILAR
HEAVY DUTY TYPE CROSSINGS

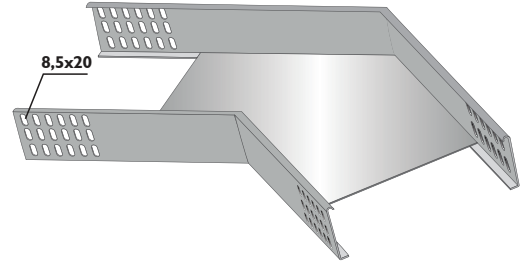


AÇIKLAMALAR / INSTRUCTIONS : Ekstra / Extra

Tüm dönüş uygulamaları, Metrik 8 civata ve somun kullanımına uygundur.
Belirtilen ağırlıklar kesim ağırlıklarıdır.

All the bend implementation are convenient for M8 bolt and Nut usage.
The indicated weights are the weights before fabrication.

Sipariş Kodu (Order Code)	a (mm)	b (mm)	c (mm)	h (mm)	t (mm)	Kg/Adet (Kg/Pcs.)
AP-YDEAH115/135	155	215	155	150	1,50	2,956
AP-YDEAH120/135	205	265	180	150	1,50	3,539
AP-YDEAH125/135	255	315	205	150	1,50	4,122
AP-YDEAH130/135	305	365	230	150	1,50	4,705
AP-YDEAH140/135	405	465	285	150	1,50	5,583
AP-YDEAH150/135	505	565	335	150	1,50	6,517
AP-YDEAH160/135	605	665	385	150	1,50	7,520

135° DÖNÜŞ ELEMANLARI
 135° BENDS

AÇIKLAMALAR / INSTRUCTIONS :

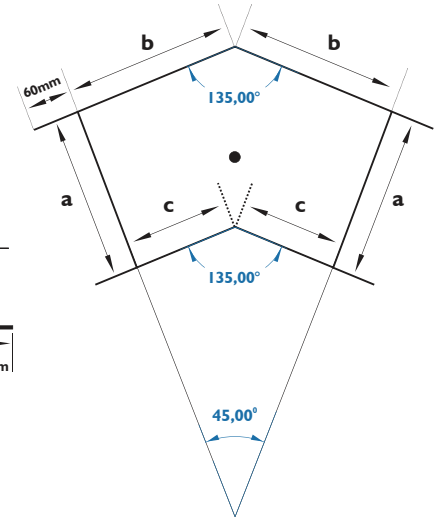
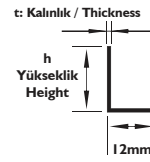
NOT: Lütfen siparişlerinizde 135° dönüş tipini ve sipariş kodunu belirtiniz.

Metrik 8 cıvata ve somun kullanımına uygundur. Belirtilen ağırlıklar kesim ağırlıklarıdır.

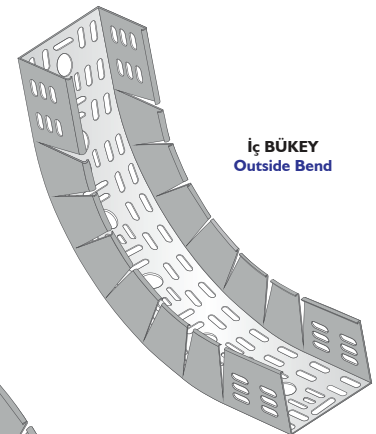
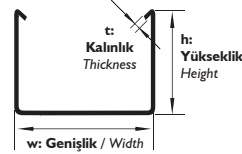
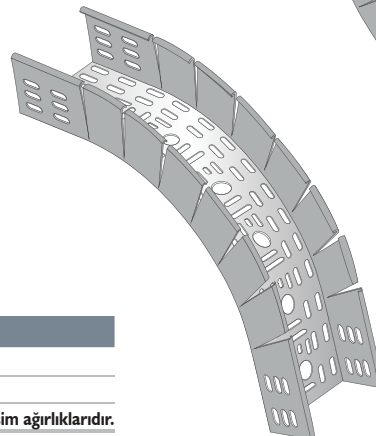
NOTE: Please indicate the 135° Bend type and order code.

M8 bolt and Nut usage. The indicated weights are the weights before fabrication.

a : Genişlik Width
 b : Dış Kenar Periphery
 c : İç Kenar Inner Edge



Sipariş Kodu (Order Code)	w (mm)	h (mm)	t (mm)	Kg/Adet (Kg/Pcs.)
AP-BEAH515	150	150	1,50	5,245
AP-BEAH520	200	150	1,50	5,810
AP-BEAH525	250	150	1,50	6,375
AP-BEAH530	300	150	2,00	6,941
AP-BEAH540	400	150	2,00	8,071
AP-BEAH550	500	150	2,00	9,201
AP-BEAH560	600	150	2,00	10,332

İÇ VE DIŞ BÜKEY ELEMANLAR
 HEAVY DUTY TYPE VERTICAL INSIDE AND OUTSIDE BENDS

İÇ BÜKEY
 Outside Bend

DIŞ BÜKEY
 Outside Bend

AÇIKLAMALAR / INSTRUCTIONS :

NOT: Lütfen siparişlerinizde bükey tipini ve sipariş kodunu belirtiniz.

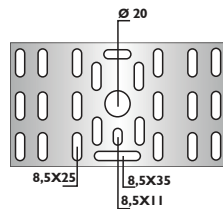
! Standart uzunluk 800mm. İsteğe bağlı olarak uzunluklar değişebilir.

! Metrik 8 cıvata ve somun kullanımına uygundur. Belirtilen ağırlıklar kesim ağırlıklarıdır.

NOTE: Please indicate the vertical adjustable inside and outside bends type and order code.

! Standart Length is 800mm. On request the Lengths can change.

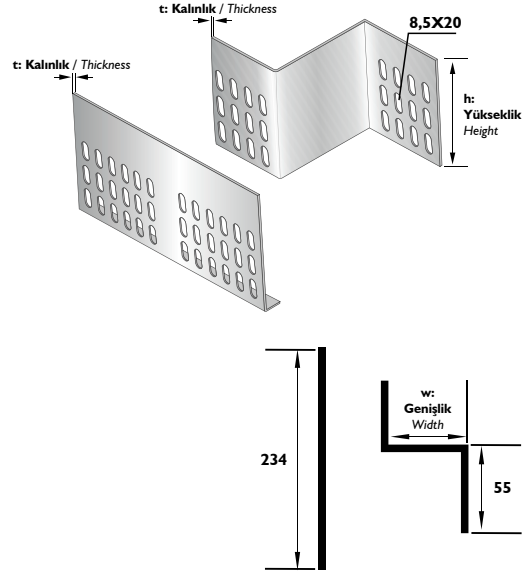
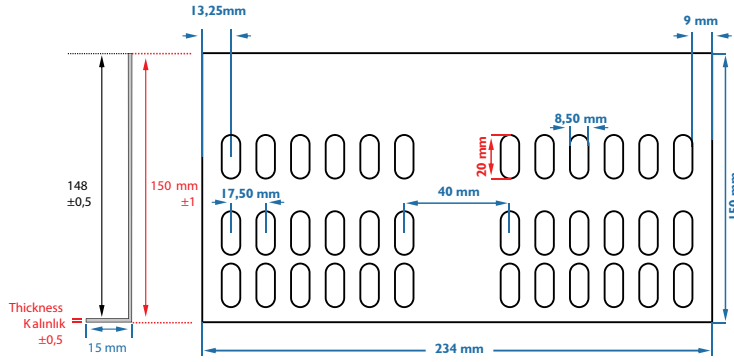
! M8 bolt and Nut usage. The indicated weights are the weights before fabrication.



Sipariş Kodu (Order Code)	a (mm)	h (mm)	t (mm)	Kg/Takım (Kg/Set)
AP-RZEAH1-50	50	150	1,50	0,754
AP-RZEAH1-100	100	150	1,50	0,843
AP-RZEAH1-150	150	150	1,50	0,931
AP-RZEAH1-200	200	150	1,50	1,019
AP-RZEAH1-250	250	150	1,50	1,108
AP-RZEAH1-300	300	150	1,50	1,196

SOLA / LEFT

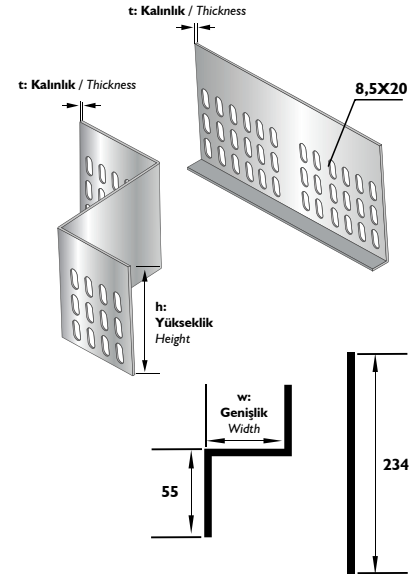
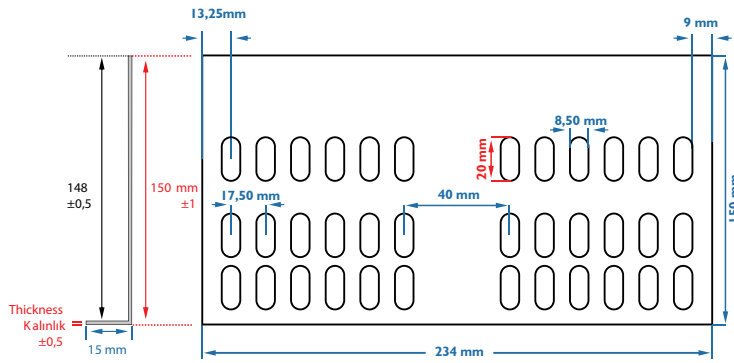
Z TİPİ REDÜKSİYON SOLA
Z TYPE REDUCER LEFT



Sipariş Kodu (Order Code)	a (mm)	h (mm)	t (mm)	Kg/Takım (Kg/Set)
AP-RZEAH1-50	50	150	1,50	0,754
AP-RZEAH1-100	100	150	1,50	0,843
AP-RZEAH1-150	150	150	1,50	0,931
AP-RZEAH1-200	200	150	1,50	1,019
AP-RZEAH1-250	250	150	1,50	1,108
AP-RZEAH1-300	300	150	1,50	1,196

SAĞA / RIGHT

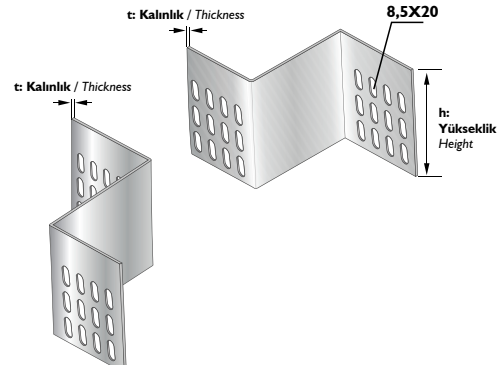
Z TİPİ REDÜKSİYON SAĞA
Z TYPE REDUCER RIGHT



Sipariş Kodu (Order Code)	w (mm)	h (mm)	t (mm)	Kg/Takım (Kg/Set)
AP-RZEAH2-25	25	150	1,50	0,512
AP-RZEAH2-50	50	150	1,50	0,601
AP-RZEAH2-100	100	150	1,50	0,777
AP-RZEAH2-150	150	150	1,50	0,954
AP-RZEAH2-200	200	150	1,50	1,130
AP-RZEAH2-250	250	150	1,50	1,307

ORTADAN / CENTER

Z TİPİ REDÜKSİYON ORTADAN
Z TYPE REDUCER CENTER



► AÇIKLAMALAR / INSTRUCTIONS :

NOT: Lütfen siparişlerinizde reduksiyon tipini ve "w" ölçüsünü belirtiniz.

! Özel ölçüler için lütfen firmamız ile irtibata geçiniz.

! Metrik 8 civata ve somun kullanımına uygundur. Belirtilen ağırlıklar kesim ağırlıklarıdır.

NOTE: Please assert the reduction type and "w" dimension.

! For special dimensions please contact our firm

! M8 bolt and Nut usage. The indicated weights are the weights before fabrication.



...SİSTEMLERİ